General Ledger Balances by Fund -- Month 8 (FY2021)

9/1/2021 9:01 AM
Report Code: 3 - Full

Parameters: Date Range: 8/1/2021-8/31/2021 Selected Funds: 163 ☑ Summary

Fund - Revenue Code	Beginning Balance	Cash Receipts	Void Checks	Transfer In	Tax Transfer In	Com Earned	Void Receipts	Warrants Paid	Transfer Out	Tax Transfer Out	Com Charged	Other Checks	Ending Balance
1000 General Fund	5,980,682.60	679,343.48	1.34	3,739.21	205,423.57	0.00	(37,213.70)	(1,164,222.41)	0.00	0.00	(13,980.51)	0.00	5,653,773.58
1003 Investment Fund	0.00	0.00	0.00	0.00	0.00	0.00	0.00	0.00	0.00	0.00	0.00	0.00	0.00
1005 Coronavirus Relief Fund	1,397,617.52	0.00	0.00	862.92	0.00	0.00	0.00	0.00	0.00	0.00	(17.26)	0.00	1,398,463.18
1888 AWIN Infrastructure Fund	450,036.66	0.00	0.00	277.86	0.00	0.00	0.00	0.00	0.00	0.00	(5.56)	0.00	450,308.96
1890 Jacob Kade Holliday Restitution Fund	14,864.64	0.00	0.00	9.18	0.00	0.00	0.00	0.00	(9.18)	0.00	0.00	0.00	14,864.64
1892 Capital Fund	2,126,812.46	42,076.00	0.00	1,318.08	0.00	0.00	0.00	0.00	0.00	0.00	(867.88)	0.00	2,169,338.66
1896 Unclaimed Property Fund	264,675.89	0.00	0.00	0.00	0.00	0.00	0.00	0.00	0.00	0.00	0.00	0.00	264,675.89
2000 Road Fund	6,801,298.40	487,075.31	0.28	4,149.77	48,791.48	0.00	0.00	(604,561.51)	0.00	0.00	(10,611.93)	0.00	6,726,141.80
2001 Road Investment Fund	0.00	0.00	0.00	0.00	0.00	0.00	0.00	0.00	0.00	0.00	0.00	0.00	0.00
2003 Additional Motor Fuel Tax Fund (Act 416 of	80,791.11	21,927.58	0.00	58.87	0.00	0.00	0.00	0.00	0.00	0.00	(439.73)	0.00	102,337.83
3000 Treasurer's Automation Fund	92,843.30	0.00	0.00	54.83	0.00	0.00	0.00	(10,205.60)	0.00	0.00	0.00	0.00	82,692.53
3001 Collector Automation Fund	272,301.82	0.00	0.00	159.87	0.00	0.00	0.00	(28,347.30)	0.00	0.00	(3.20)	0.00	244,111.19
3002 Circuit Court Automation (Act 1262)Fund	259,266.95	2,520.45	0.00	160.56	0.00	0.00	0.00	(2,244.52)	0.00	0.00	(53.62)	0.00	259,649.82
3003 WD District Court Automation Fund	102,585.75	5,047.85	0.00	65.57	0.00	0.00	0.00	(887.10)	0.00	0.00	(102.27)	0.00	106,709.80
3004 Assessor's Amendment No. 79 Fund	161,158.99	0.00	0.00	99.50	0.00	0.00	0.00	0.00	0.00	0.00	(1.99)	0.00	161,256.50
3005 County Clerk's Cost Fund	43,516.19	4,708.50	0.00	29.21	0.00	0.00	0.00	(831.62)	0.00	0.00	(94.75)	0.00	47,327.53
3006 Recorder's Cost Fund	645,494.65	80,192.16	0.00	430.61	0.00	0.00	0.00	(52,065.96)	0.00	0.00	(1,594.45)	0.00	672,457.01
3008 County Library Fund	0.00	0.00	0.00	0.00	17,889.09	0.00	0.00	(17,531.31)	0.00	0.00	(357.78)	0.00	0.00
3012 Child Support Cost Fund	23,461.11	0.00	0.00	14.49	0.00	0.00	0.00	0.00	0.00	0.00	(0.29)	0.00	23,475.31
3014 Communication Facility & Equipment Fund	451,733.12	12,460.93	0.00	7,466.46	0.00	0.00	0.00	(2,360.65)	0.00	0.00	(254.87)	0.00	469,044.99
3015 Drug Control Fund	11,993.43	0.00	0.00	7.41	0.00	0.00	0.00	0.00	0.00	0.00	(0.15)	0.00	12,000.69
3017 Jail Operation and Maintenance Fund	165,005.69	24,592.71	0.00	105.36	0.00	0.00	0.00	(31,890.16)	0.00	0.00	(489.57)	0.00	157,324.03
3018 County Detention Facility Fund	23,654.52	2,207.93	0.00	15.65	0.00	0.00	0.00	0.00	0.00	0.00	(44.48)	0.00	25,833.62
3019 Boating Safety Fund	52,227.35	0.00	0.00	32.06	0.00	0.00	0.00	(455.79)	0.00	0.00	(0.64)	0.00	51,802.98
3020 Emergency 911 Fund	63,174.41	3,554.51	0.00	38.97	0.00	0.00	0.00	(3,336.29)	0.00	0.00	(71.88)	0.00	63,359.72
3022 Emergency Vehicle Fund	44,778.21	210.00	0.00	590.46	0.00	0.00	0.00	0.00	0.00	0.00	(4.76)	0.00	45,573.91
3024 Public Defender (17-19-301) Fund	46,845.07	770.63	0.00	29.27	0.00	0.00	0.00	0.00	0.00	0.00	(16.00)	0.00	47,628.97
3026 Indigent Criminal Defense Fund	199,625.08	0.00	0.00	7,717.74	0.00	0.00	0.00	(7,295.84)	0.00	0.00	(2.49)	0.00	200,044.49
3028 Adult Drug Court Fund	7,210.90	255.00	0.00	4.57	0.00	0.00	0.00	0.00	0.00	0.00	(5.19)	0.00	7,465.28
3029 Public Safety Fund	4,190.27	7.50	0.00	2.59	0.00	0.00	0.00	0.00	0.00	0.00	(0.20)	0.00	4,200.16
3031 Juvenile Probation Fee Fund	57,480.99	4.63	0.00	35.03	0.00	0.00	0.00	(1,536.95)	0.00	0.00	(0.70)	0.00	55,983.00
3039 Circuit Clerk Commission Fee Fund	25,659.97	0.00	0.00	15.84	0.00	0.00	0.00	0.00	0.00	0.00	(0.32)	0.00	25,675.49
3042 Assessor's Late Assessment Fee Fund	56,595.28	0.00	0.00	35.06	304.24	0.00	0.00	0.00	0.00	0.00	(6.78)	0.00	56,927.80

General Ledger Balances by Fund -- Month 8 (FY2021)

9/1/2021 9:01 AM
Report Code: 3 - Full

Parameters: Date Range: 8/1/2021-8/31/2021 Selected Funds: 163 ☑ Summary

Fund - Revenue Code	Beginning Balance	Cash Receipts	Void Checks	Transfer In	Tax Transfer In	Com Earned	Void Receipts	Warrants Paid	Transfer Out	Tax Transfer Out	Com Charged	Other Checks	Ending Balance
3045 District Court Specialty Court Fund	601.94	0.00	0.00	0.36	0.00	0.00	0.00	(27.99)	0.00	0.00	(0.01)	0.00	574.30
3046 American Rescue Plan Fund	10,728,784.33	0.00	0.00	6,624.23	0.00	0.00	0.00	0.00	0.00	0.00	0.00	0.00	10,735,408.56
3414 Juvenile Court Drug Court Fee Fund	1,376.80	0.00	0.00	0.82	0.00	0.00	0.00	(234.36)	0.00	0.00	(0.02)	0.00	1,143.24
3490 Sheriff D.A.R.E. Account Fund	28,866.83	0.00	0.00	17.82	0.00	0.00	0.00	0.00	0.00	0.00	(0.36)	0.00	28,884.29
3492 Sheriff Federal Drug Forfeiture Fund	15,347.79	0.00	0.00	9.48	0.00	0.00	0.00	0.00	0.00	0.00	(0.19)	0.00	15,357.08
3494 ED District Court Automation Fund	16,482.87	526.25	0.00	10.42	0.00	0.00	0.00	(136.81)	0.00	0.00	(10.74)	0.00	16,871.99
3498 County Jail Fund	287,729.30	0.00	0.00	11,009.72	0.00	0.00	0.00	0.00	0.00	0.00	(3.64)	0.00	298,735.38
3501 Juvenile Detention Facilities Grant Fund	13,576.24	31,167.00	0.00	22.66	0.00	0.00	0.00	0.00	0.00	0.00	(0.45)	0.00	44,765.45
3504 Adult Drug Court Grant Fund	571.83	0.00	0.00	0.35	0.00	0.00	0.00	0.00	0.00	0.00	(0.01)	0.00	572.17
3539 FY22 State Hazard Mitigation CR 7628/7629	0.00	0.00	0.00	0.00	0.00	0.00	0.00	0.00	0.00	0.00	0.00	0.00	0.00
3540 FEMA Hazard Mitigation Grant Program	0.00	0.00	0.00	0.00	0.00	0.00	0.00	0.00	0.00	0.00	0.00	0.00	0.00
3541 DHS Veterans CARES Act Grant	20.38	0.00	0.00	0.00	0.00	0.00	0.00	0.00	0.00	0.00	0.00	0.00	20.38
3542 Blue & You Foundation Mini-Grant, County	1.81	0.00	0.00	0.00	0.00	0.00	0.00	0.00	0.00	0.00	0.00	0.00	1.81
3543 Blue & You Foundation Mini-Grant, Juvenile	1.81	0.00	0.00	0.00	0.00	0.00	0.00	0.00	0.00	0.00	0.00	0.00	1.81
3544 Blue & You Foundation Mini-Grant, Mainten	1.81	0.00	0.00	0.00	0.00	0.00	0.00	0.00	0.00	0.00	0.00	0.00	1.81
3545 Blue & You Foundation Mini-Grant, Public	1.81	0.00	0.00	0.00	0.00	0.00	0.00	0.00	0.00	0.00	0.00	0.00	1.81
3546 Blue & You Foundation Mini-Grant, Highwa	2.06	0.00	0.00	0.00	0.00	0.00	0.00	0.00	0.00	0.00	0.00	0.00	2.06
3547 Veterans CARES Act Grant	4.45	0.00	0.00	0.00	0.00	0.00	0.00	0.00	0.00	0.00	0.00	0.00	4.45
3548 Rural Community Grant Prog / Southridge F	30,082.36	0.00	0.00	18.57	0.00	0.00	0.00	0.00	0.00	0.00	(0.37)	0.00	30,100.56
3549 Craighead County STAR Court Grant	0.00	32,482.01	0.00	0.00	0.00	0.00	(5,531.40)	(21,419.21)	0.00	0.00	0.00	0.00	5,531.40
3550 Hazard Mitigation Project CR 312	0.00	0.00	0.00	0.00	0.00	0.00	0.00	0.00	0.00	0.00	0.00	0.00	0.00
3551 Hazard Mitigation Project CR 780	0.00	0.00	0.00	0.00	0.00	0.00	0.00	0.00	0.00	0.00	0.00	0.00	0.00
3553 Y20 Accountability Court Grant Veteran	2.01	0.00	0.00	0.00	0.00	0.00	0.00	0.00	0.00	0.00	0.00	0.00	2.01
3555 CTCL COVID-19 Response Grant	0.00	257.80	0.00	0.00	0.00	0.00	0.00	0.00	0.00	0.00	0.00	0.00	257.80
3557 Coronavirus Preparedness Grant Fund	0.00	0.00	0.00	0.00	0.00	0.00	0.00	0.00	0.00	0.00	0.00	0.00	0.00
3559 Blue & You Foundation Mini-Grant, Circuit	0.00	0.00	0.00	0.00	0.00	0.00	0.00	0.00	0.00	0.00	0.00	0.00	0.00
3561 Blue & You Foundation Mini-Grant, Detenti	0.00	0.00	0.00	0.00	0.00	0.00	0.00	0.00	0.00	0.00	0.00	0.00	0.00
3563 Blue & You Foundation Mini-Grant, Election	0.00	0.00	0.00	0.00	0.00	0.00	0.00	0.00	0.00	0.00	0.00	0.00	0.00
3565 Blue & You Foundation Mini-Grant, County	0.00	0.00	0.00	0.00	0.00	0.00	0.00	0.00	0.00	0.00	0.00	0.00	0.00
3567 Blue & You Foundation Mini-Grant, OEM	0.00	0.00	0.00	0.00	0.00	0.00	0.00	0.00	0.00	0.00	0.00	0.00	0.00
3569 Blue & You Foundation Mini-Grant, Tax Ass	0.00	0.00	0.00	0.00	0.00	0.00	0.00	0.00	0.00	0.00	0.00	0.00	0.00
3571 Blue & You Foundation Mini-Grant, Lake Cit	0.00	0.00	0.00	0.00	0.00	0.00	0.00	0.00	0.00	0.00	0.00	0.00	0.00
3573 Blue & You Foundation Mini-Grant,Veteran'	0.00	0.00	0.00	0.00	0.00	0.00	0.00	0.00	0.00	0.00	0.00	0.00	0.00

General Ledger Balances by Fund -- Month 8 (FY2021)

9/1/2021 9:01 AM
Report Code: 3 - Full

Parameters: Date Range: 8/1/2021-8/31/2021 Selected Funds: 163 ☑ Summary

Fund - Revenue Code	Beginning Balance	Cash Receipts	Void Checks	Transfer In	Tax Transfer In	Com Earned	Void Receipts	Warrants Paid	Transfer Out	Tax Transfer Out	Com Charged	Other Checks	Ending Balance
3575 Blue & You Foundation Mini-Grant, Sheriff's	0.00	0.00	0.00	0.00	0.00	0.00	0.00	0.00	0.00	0.00	0.00	0.00	0.00
3577 CY20 Accountability Court Grant Sobriety C	441.44	0.00	0.00	0.00	0.00	0.00	0.00	0.00	0.00	0.00	0.00	0.00	441.44
3578 District Court DWI Court Fund	(1,968.02)	0.00	0.00	0.00	0.00	0.00	0.00	(5,597.76)	0.00	0.00	0.00	0.00	(7,565.78)
3579 2020 Juvenile Officer Grant	0.00	0.00	0.00	0.00	0.00	0.00	0.00	0.00	0.00	0.00	0.00	0.00	0.00
3581 Y20 Accountability Court Grant Mental Heal	0.05	0.00	0.00	0.00	0.00	0.00	0.00	0.00	0.00	0.00	0.00	0.00	0.05
3583 Court Improvement Program (CIP) Grant	1,319.43	0.00	0.00	0.81	0.00	0.00	0.00	0.00	0.00	0.00	(0.02)	0.00	1,320.22
3585 Northeast AR Veterans Court Expansion Pr	19.95	14,111.75	0.00	0.40	0.00	0.00	0.00	(8,837.31)	0.00	0.00	(0.01)	0.00	5,294.78
3587 Arkansas Historic Preservation Program Gr	21.69	0.00	0.00	0.01	0.00	0.00	0.00	0.00	0.00	0.00	0.00	0.00	21.70
3589 Crisis Stabilization Unit Grant Fund	118,466.17	90,025.40	0.00	89.28	0.00	0.00	0.00	0.00	0.00	0.00	(1.79)	0.00	208,579.06
3591 Rural Community Grant Prog / Brookland Fi	20,141.81	0.00	0.00	9.82	0.00	0.00	0.00	(5,718.94)	0.00	0.00	(0.20)	0.00	14,432.49
3594 Project Lifesaver (Alzheimers) Fund	0.75	0.00	0.00	0.00	0.00	0.00	0.00	0.00	0.00	0.00	0.00	0.00	0.75
3597 Northeast AR Mental Health Court Expansio	35.59	17,999.21	0.00	0.49	0.00	0.00	0.00	(12,724.77)	0.00	0.00	(0.01)	0.00	5,310.51
3598 Court House Security Grant Fund	204.11	0.00	0.00	0.00	0.00	0.00	0.00	0.00	0.00	0.00	0.00	0.00	204.11
3599 Local Law Enforcement Equipment Grant P	1.34	0.00	0.00	0.00	0.00	0.00	0.00	0.00	0.00	0.00	0.00	0.00	1.34
4890 Crisis Stabilization Unit	0.00	0.00	0.00	0.00	0.00	0.00	0.00	0.00	0.00	0.00	0.00	0.00	0.00
6000 Treasurer's Commission Fund	443,375.55	0.00	0.00	288.45	0.00	40,326.47	0.00	0.00	0.00	0.00	0.00	0.00	483,990.47
6001 Collector's Commission Fund	0.00	0.00	0.00	0.00	0.00	0.00	0.00	0.00	0.00	0.00	0.00	0.00	0.00
6002 Collector's Unapportioned Fund	3,464,896.92	2,268,835.72	0.00	2,546.56	0.00	0.00	(3.00)	0.00	0.00	(2,040,567.94)	0.00	0.00	3,695,708.26
6003 Property Tax Relief Fund	367,561.20	36,731.75	0.00	242.30	0.00	0.00	0.00	0.00	0.00	0.00	0.00	0.00	404,535.25
6004 Delinquent Personal Tax Fund	0.00	81,019.75	0.00	0.00	0.00	0.00	0.00	0.00	0.00	(81,019.75)	0.00	0.00	0.00
6005 Delinquent Real Estate Tax Fund	0.00	50,841.10	0.00	0.00	0.00	0.00	0.00	0.00	0.00	(50,841.10)	0.00	0.00	0.00
6006 Timber Tax Fund	156.44	0.00	0.00	0.15	125.15	0.00	0.00	0.00	0.00	0.00	(2.51)	0.00	279.23
6008 State Land Sales Fund	0.00	18,876.50	0.00	0.00	0.00	0.00	0.00	0.00	0.00	(18,876.50)	0.00	0.00	0.00
6009 Law Library Fund	71,810.64	0.00	0.00	4,544.93	0.00	0.00	0.00	0.00	0.00	0.00	(0.90)	(2,929.80)	73,424.87
6010 Administration of Justice Fund	0.00	151,752.92	0.00	0.00	0.00	0.00	(2,560.17)	0.00	(48,592.69)	0.00	(2,983.85)	(97,616.21)	0.00
6011 Interest Fund	0.00	67,034.67	0.00	0.00	0.00	0.00	(44,813.00)	0.00	(22,221.67)	0.00	0.00	0.00	0.00
6013 Common School Fund	0.00	0.00	0.00	0.00	0.00	0.00	0.00	0.00	0.00	0.00	0.00	0.00	0.00
6016 County Fire Protection Premium Tax Fund	0.00	67,078.98	0.00	0.00	0.00	0.00	0.00	0.00	0.00	0.00	0.00	(67,078.98)	0.00
6017 County Sheriff's Office Fund	0.00	7,575.22	0.00	0.00	0.00	0.00	0.00	0.00	(7,183.29)	0.00	(151.51)	(240.42)	0.00
6400 Jonesboro Public Library Fund	0.00	0.00	0.67	0.00	77,131.92	0.00	0.00	(75,589.95)	0.00	0.00	(1,542.64)	0.00	0.00
6450 Interlocal Agreement (ASP tickets)	0.00	1,443.87	0.00	0.00	0.00	0.00	0.00	0.00	(1,443.87)	0.00	0.00	0.00	0.00
6496 Justice Fund	0.00	10,551.45	0.00	0.00	0.00	0.00	0.00	0.00	0.00	0.00	0.00	(10,551.45)	0.00
6498 Victim Witness Fund	4,630.21	0.00	0.00	4,645.17	0.00	0.00	0.00	0.00	0.00	0.00	(0.10)	0.00	9,275.28

General Ledger Balances by Fund -- Month 8 (FY2021)

9/1/2021 9:01 AM
Report Code: 3 - Full

Parameters: Date Range: 8/1/2021-8/31/2021 Selected Funds: 163 ☑ Summary

Fund - Revenue Code	Beginning Balance	Cash Receipts	Void Checks	Transfer In	Tax Transfer In	Com Earned	Void Receipts	Warrants Paid	Transfer Out	Tax Transfer Out	Com Charged	Other Checks	Ending Balance
6500 Brookland Fire Department Fund	0.00	0.00	0.00	0.00	3,727.50	0.00	0.00	0.00	0.00	0.00	(74.55)	(3,652.95)	0.00
6510 Southridge Fire Department Fund	0.00	0.00	0.00	0.00	1,735.50	0.00	0.00	0.00	0.00	0.00	(34.71)	(1,700.79)	0.00
6520 Philadelphia Fire Department Fund	0.00	0.00	0.00	0.00	1,297.50	0.00	0.00	0.00	0.00	0.00	(25.95)	(1,271.55)	0.00
6530 Bono Fire Department Fund	0.00	0.00	0.00	0.00	2,619.31	0.00	0.00	0.00	0.00	0.00	(52.39)	(2,566.92)	0.00
6540 Valley View Fire Department Fund	0.00	0.00	0.00	0.00	892.50	0.00	0.00	0.00	0.00	0.00	(17.85)	(874.65)	0.00
6550 Egypt Fire Department Fund	0.00	0.00	0.00	0.00	22.50	0.00	0.00	0.00	0.00	0.00	(0.45)	(22.05)	0.00
6560 Cash Fire Department Fund	0.00	0.00	0.00	0.00	249.00	0.00	0.00	0.00	0.00	0.00	(4.98)	(244.02)	0.00
6570 Lake City Fire Department Fund	0.00	0.00	0.00	0.00	387.21	0.00	0.00	0.00	0.00	0.00	(7.74)	(379.47)	0.00
6600 City Of Jonesboro Fund	0.00	0.00	0.00	20,277.05	0.00	0.00	0.00	0.00	(59.50)	0.00	(23.80)	(20,193.75)	0.00
6602 City of Jonesboro Street Fund	0.00	0.00	0.42	0.00	48,593.14	0.00	0.00	0.00	0.00	0.00	(971.87)	(47,621.69)	0.00
6605 Jonesboro Police Pension Fund	0.00	0.00	0.17	0.00	19,282.98	0.00	0.00	0.00	0.00	0.00	(385.66)	(18,897.49)	0.00
6606 Jonesboro Firemen's Pension Fund	0.00	0.00	0.17	0.00	19,282.98	0.00	0.00	0.00	0.00	0.00	(385.66)	(18,897.49)	0.00
6608 Jonesboro City Liens Fund	0.00	0.00	0.00	0.00	0.00	0.00	0.00	0.00	0.00	0.00	0.00	0.00	0.00
6610 City Of Black Oak Fund	0.00	0.00	0.00	0.00	49.05	0.00	0.00	0.00	0.00	0.00	(0.98)	(48.07)	0.00
6612 City of Black Oak Street Fund	0.00	0.00	0.00	0.00	26.39	0.00	0.00	0.00	0.00	0.00	(0.52)	(25.87)	0.00
6620 City Of Bono Fund	0.00	0.00	0.00	93.50	1,260.59	0.00	0.00	0.00	(4.68)	0.00	(27.08)	(1,322.33)	0.00
6622 City of Bono Street Fund	0.00	0.00	0.00	0.00	630.29	0.00	0.00	0.00	0.00	0.00	(12.61)	(617.68)	0.00
6630 City Of Brookland Fund	0.00	0.00	0.00	7.49	270.43	0.00	0.00	0.00	(0.37)	0.00	(5.56)	(271.99)	0.00
6632 City of Brookland Street Fund	0.00	0.00	0.00	0.00	531.81	0.00	0.00	0.00	0.00	0.00	(10.64)	(521.17)	0.00
6638 Brookland City Liens Fund	(0.22)	0.00	0.00	0.00	0.00	0.00	0.00	0.00	0.00	0.00	0.00	0.00	(0.22)
6640 City Of Caraway Fund	0.00	0.00	0.00	0.00	387.42	0.00	0.00	0.00	0.00	0.00	(7.76)	(379.66)	0.00
6642 City of Caraway Street Fund	0.00	0.00	0.00	0.00	225.99	0.00	0.00	0.00	0.00	0.00	(4.51)	(221.48)	0.00
6650 City Of Cash Fund	0.00	0.00	0.00	0.00	84.81	0.00	0.00	0.00	0.00	0.00	(1.69)	(83.12)	0.00
6652 City of Cash Street Fund	0.00	0.00	0.00	0.00	37.51	0.00	0.00	0.00	0.00	0.00	(0.75)	(36.76)	0.00
6660 City Of Egypt Fund	0.00	0.00	0.00	0.00	1.80	0.00	0.00	0.00	0.00	0.00	(0.03)	(1.77)	0.00
6662 City of Egypt Street Fund	0.00	0.00	0.00	0.00	1.18	0.00	0.00	0.00	0.00	0.00	(0.02)	(1.16)	0.00
6670 City Of Bay Fund	0.00	0.00	0.00	62.88	500.85	0.00	0.00	0.00	(3.14)	0.00	(11.28)	(549.31)	0.00
6672 City of Bay Street Fund	0.00	0.00	0.00	0.00	328.67	0.00	0.00	0.00	0.00	0.00	(6.58)	(322.09)	0.00
6680 City Of Lake City Fund	0.00	0.00	0.00	1,472.17	511.04	0.00	0.00	0.00	(4.50)	0.00	(12.03)	(1,966.68)	0.00
6682 City of Lake City Street Fund	0.00	0.00	0.00	0.00	335.36	0.00	0.00	0.00	0.00	0.00	(6.71)	(328.65)	0.00
6690 City Of Monette Fund	0.00	0.00	0.00	0.00	385.96	0.00	0.00	0.00	0.00	0.00	(7.73)	(378.23)	0.00
6692 City of Monette Street Fund	0.00	0.00	0.00	0.00	270.17	0.00	0.00	0.00	0.00	0.00	(5.40)	(264.77)	0.00
6700 Jonesboro School Fund	0.00	0.00	11.09	0.00	763,839.70	0.00	0.00	0.00	0.00	0.00	(1,909.59)	(761,941.20)	0.00

General Ledger Balances by Fund -- Month 8 (FY2021)

9/1/2021 9:01 AM
Report Code: 3 - Full

Parameters: Date Range: 8/1/2021-8/31/2021 Selected Funds: 163 ☑ Summary

Fund - Revenue Code	Beginning Balance	Cash Receipts	Void Checks	Transfer In	Tax Transfer In	Com Earned	Void Receipts	Warrants Paid	Transfer Out	Tax Transfer Out	Com Charged	Other Checks	Ending Balance
6710 Brookland School Fund	0.00	0.00	0.00	0.00	168,099.12	0.00	0.00	0.00	0.00	0.00	(420.25)	(167,678.87)	0.00
6720 Greene County Tech School Fund	0.00	0.00	0.00	0.00	1,910.75	0.00	0.00	0.00	0.00	0.00	(4.78)	(1,905.97)	0.00
6730 Bay School Fund	0.00	0.00	0.00	0.00	28,432.85	0.00	0.00	0.00	0.00	0.00	(71.08)	(28,361.77)	0.00
6740 Riverside School Fund	0.00	0.00	0.00	0.00	34,348.09	0.00	0.00	0.00	0.00	0.00	(85.88)	(34,262.21)	0.00
6750 Buffalo Island Central School Fund	0.00	0.00	0.00	0.00	16,396.24	0.00	0.00	0.00	0.00	0.00	(40.99)	(16,355.25)	0.00
6760 Nettleton School Fund	0.00	0.00	0.00	0.00	449,536.46	0.00	0.00	0.00	0.00	0.00	(1,123.84)	(448,412.62)	0.00
6770 Valley View School Fund	0.00	0.00	0.00	0.00	198,228.87	0.00	0.00	0.00	0.00	0.00	(495.56)	(197,733.31)	0.00
6780 Westside School Fund	0.00	0.00	0.00	0.00	68,568.90	0.00	0.00	0.00	0.00	0.00	(171.42)	(68,397.48)	0.00
6800 Buffalo Island Drainage District Fund	0.00	0.00	0.00	0.00	1,433.14	0.00	0.00	0.00	0.00	0.00	(28.67)	(1,404.47)	0.00
6802 Improvement District #19 Fund	0.00	0.00	0.00	0.00	4.43	0.00	0.00	0.00	0.00	0.00	(0.08)	0.00	4.35
6804 Improvement District #20 Fund	0.00	0.00	0.00	0.00	125.91	0.00	0.00	0.00	0.00	0.00	(2.52)	(123.39)	0.00
6806 Improvement District #25 Fund	6.16	0.00	0.00	0.00	232.97	0.00	0.00	0.00	0.00	0.00	(4.66)	(234.47)	0.00
6808 Sub #2 To #25 Fund	0.00	0.00	0.00	0.00	392.64	0.00	0.00	0.00	0.00	0.00	(7.85)	(384.79)	0.00
6810 Improvement District #27 Fund	0.00	0.00	0.00	0.00	25.58	0.00	0.00	0.00	0.00	0.00	(0.51)	0.00	25.07
6814 Improvement District #29 Fund	0.00	0.00	0.00	0.00	2,184.76	0.00	0.00	0.00	0.00	0.00	(43.70)	(2,141.06)	0.00
6818 Improvement District #31 Fund	0.00	0.00	0.00	0.00	180.86	0.00	0.00	0.00	0.00	0.00	(3.62)	(177.24)	0.00
6820 Sub #1 To #28 Fund	0.00	0.00	0.00	0.00	104.39	0.00	0.00	0.00	0.00	0.00	(2.09)	(102.30)	0.00
6822 Improvement District #32 Fund	0.00	0.00	0.00	0.00	12.16	0.00	0.00	0.00	0.00	0.00	(0.24)	0.00	11.92
6824 Improvement District #33 Fund	30.33	0.00	0.00	0.00	98.91	0.00	0.00	0.00	0.00	0.00	(1.98)	(127.26)	0.00
6826 Improvement District #34 Fund	0.00	0.00	0.00	0.00	0.00	0.00	0.00	0.00	0.00	0.00	0.00	0.00	0.00
6828 Improvement District #35 Fund	0.00	0.00	0.00	0.00	0.00	0.00	0.00	0.00	0.00	0.00	0.00	0.00	0.00
6830 Improvement District #38 Fund	0.00	0.00	0.00	0.00	0.00	0.00	0.00	0.00	0.00	0.00	0.00	0.00	0.00
6832 Sub #1 To 1st Slough Fund	0.00	0.00	0.00	0.00	52.99	0.00	0.00	0.00	0.00	0.00	(1.06)	0.00	51.93
6834 Cache River Improvement Fund	0.00	0.00	0.00	0.00	87.36	0.00	0.00	0.00	0.00	0.00	(1.75)	0.00	85.61
6836 Big Creek Watershed Fund	0.00	0.00	0.00	0.00	235.80	0.00	0.00	0.00	0.00	0.00	(4.71)	(231.09)	0.00
6838 Willow Slough Improvement District Fund	17.99	0.00	0.00	0.00	0.00	0.00	0.00	0.00	0.00	0.00	0.00	0.00	17.99
6840 Sub #1 To #25 Fund	0.84	0.00	0.00	0.00	53.61	0.00	0.00	0.00	0.00	0.00	(1.07)	0.00	53.38
6842 Poinsett Watershed Imp District Fund	67.59	0.00	0.00	0.00	19.04	0.00	0.00	0.00	0.00	0.00	(0.39)	0.00	86.24
6844 St Francis Levee District Fund	0.00	0.00	0.00	0.00	2,975.35	0.00	0.00	0.00	0.00	0.00	(59.52)	(2,915.83)	0.00
6846 Improvement District #15 Fund	0.00	0.00	0.00	0.00	129.52	0.00	0.00	0.00	0.00	0.00	(2.59)	(126.93)	0.00
6855 TIFF Turtle Creek Improvement Dist Fund	(9.22)	0.00	0.00	0.00	0.00	0.00	0.00	0.00	0.00	0.00	0.00	0.00	(9.22)
Totals for All Funds		**$4,315,266.52**		**$79,522.89**		**$40,326.47**		**($2,058,060.11)**		**($2,191,305.29)**		**($2,035,097.98)**	
	35,542,267.50		**$14.14**		**$2,191,305.29**		**($90,121.27)**		**($79,522.89)**		**($40,326.47)**		**35,674,268.80**

Craighead County Treasurer

Craighead County, Arkansas

County Road Funds Available

August 2008 - August 2021

MONTH AND YEAR	COUNTY ROAD FUND	ROAD INVESTMENT FUND	TOTAL AVAILABLE ROAD FUNDS
31-Aug-08	$ 1,690,309.63		$ 1,690,309.63
31-Aug-09	$ 2,172,654.55		$ 2,172,654.55
31-Aug-10	$ 2,786,238.77		$ 2,786,238.77
31-Aug-11	$ 2,408,990.33		$ 2,408,990.33
31-Aug-12	$ 2,478,445.25		$ 2,478,445.25
31-Aug-13	$ 2,357,795.15		$ 2,357,795.15
31-Aug-14	$ 2,651,984.81		$ 2,651,984.81
31-Aug-15	$ 3,663,822.18		$ 3,663,822.18
31-Aug-16	$ 2,614,930.32	$ 490,000.00	$ 3,104,930.32
31-Aug-17	$ 3,364,795.49	$ 490,262.18	$ 3,855,057.67
31-Aug-18	$ 2,701,004.99	$ 1,596,335.07	$ 4,297,340.06
31-Aug-19	$ 3,754,315.77	$ 248,640.50	$ 4,002,956.27
31-Aug-20	$ 5,674,570.69	$ -	$ 5,674,570.69
31-Aug-21	$ 6,726,141.80		$ 6,726,141.80

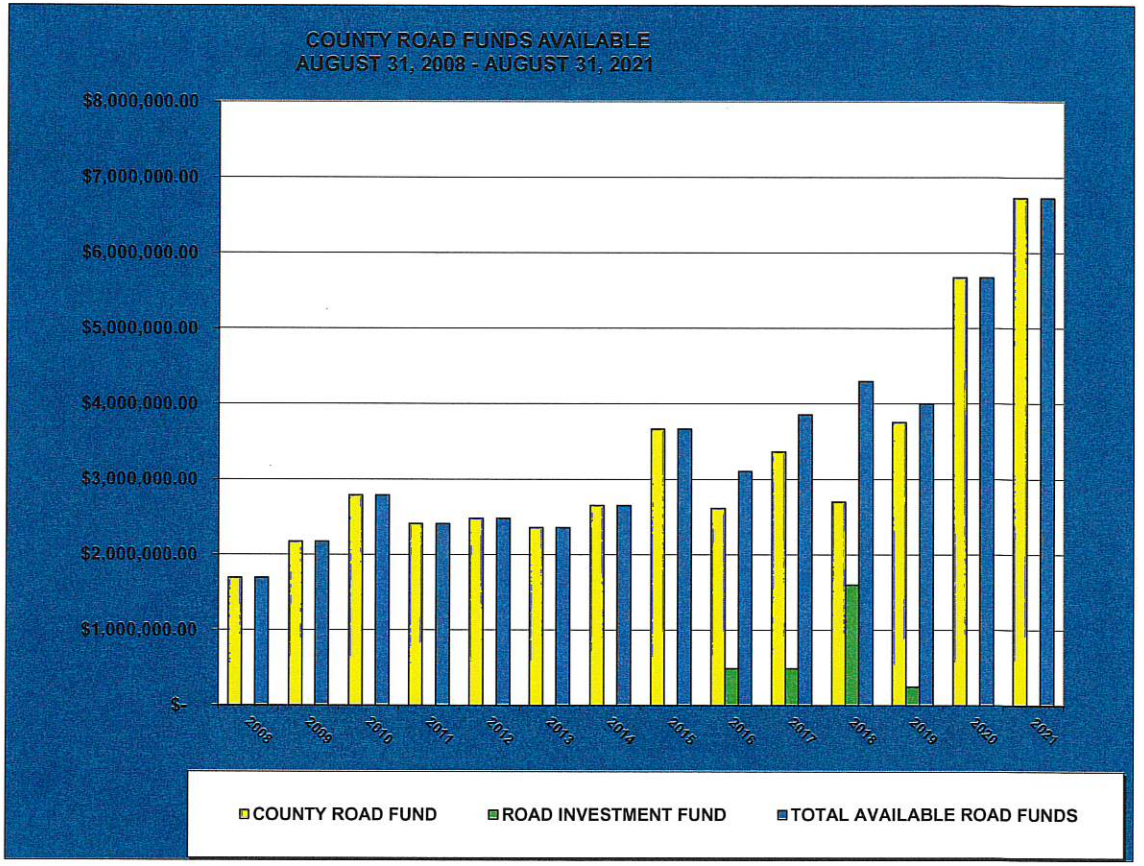

ROAD FUNDS



UNAUDITED, INTERNALLY PREPARED REPORT BY TREASURER'S OFFICE

Craighead County, Arkansas
General Funds Available
August 2008 - August 2021

MONTH AND YEAR	COUNTY GENERAL FUND	TOTAL AVAILABLE GENERAL FUNDS
31-Aug-08	$ 1,409,149.94	$ 1,409,149.94
31-Aug-09	$ 2,197,955.82	$ 2,197,955.82
31-Aug-10	$ 2,757,044.89	$ 2,757,044.89
31-Aug-11	$ 2,604,118.19	$ 2,604,118.19
31-Aug-12	$ 1,747,019.98	$ 1,747,019.98
31-Aug-13	$ 1,755,451.89	$ 1,755,451.89
31-Aug-14	$ 1,197,456.09	$ 1,197,456.09
31-Aug-15	$ 1,973,242.17	$ 1,973,242.17
31-Aug-16	$ 2,009,537.33	$ 2,009,537.33
31-Aug-17	$ 1,188,396.18	$ 1,188,396.18
31-Aug-18	$ 1,397,841.76	$ 1,397,841.76
31-Aug-19	$ 2,629,414.70	$ 2,629,414.70
31-Aug-20	$ 2,783,642.79	$ 2,783,642.79
31-Aug-21	$ 5,653,773.58	$ 5,653,773.58

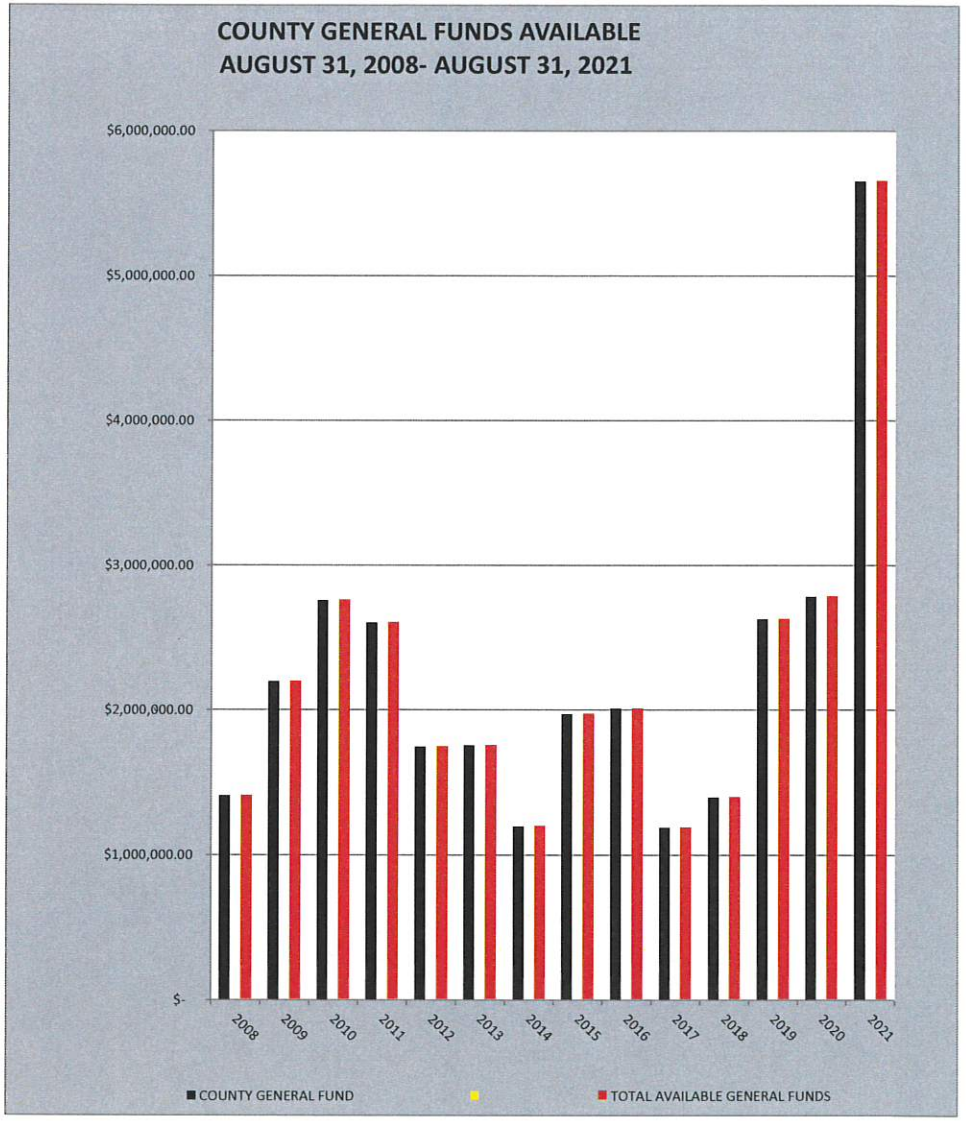



UNAUDITED, INTERNALLY PREPARED REPORT BY TREASURER'S OFFICE

Craighead County, Arkansas
County Capital Funds Available
August 2008 - August 2021

MONTH AND YEAR	COUNTY CAPITAL FUND	COUNTY CAPITAL CD'S	TOTAL AVAILABLE CAPITAL FUNDS
31-Aug-08	$ 1,294,264.76	$ 1,539,591.60	$ 2,833,856.36
31-Aug-09	$ 2,874,791.63		$ 2,874,791.63
31-Aug-10	$ 2,494,012.57		$ 2,494,012.57
31-Aug-11	$ 2,525,336.26		$ 2,525,336.26
31-Aug-12	$ 2,465,039.48		$ 2,465,039.48
31-Aug-13	$ 2,003,300.28		$ 2,003,300.28
31-Aug-14	$ 2,011,802.16		$ 2,011,802.16
31-Aug-15	$ 1,673,283.71	$ 245,000.00	$ 1,918,283.71
31-Aug-16	$ 1,190,454.62	$ 738,049.60	$ 1,928,504.22
31-Aug-17	$ 1,209,554.11	$ 738,066.20	$ 1,947,620.31
31-Aug-18	$ 852,906.85	$ 985,521.96	$ 1,838,428.81
31-Aug-19	$ 1,321,434.95	$ -	$ 1,321,434.95
31-Aug-20	$ 1,640,735.89	$ -	$ 1,640,735.89
31-Aug-21	$ 2,169,338.66		$ 2,169,338.66

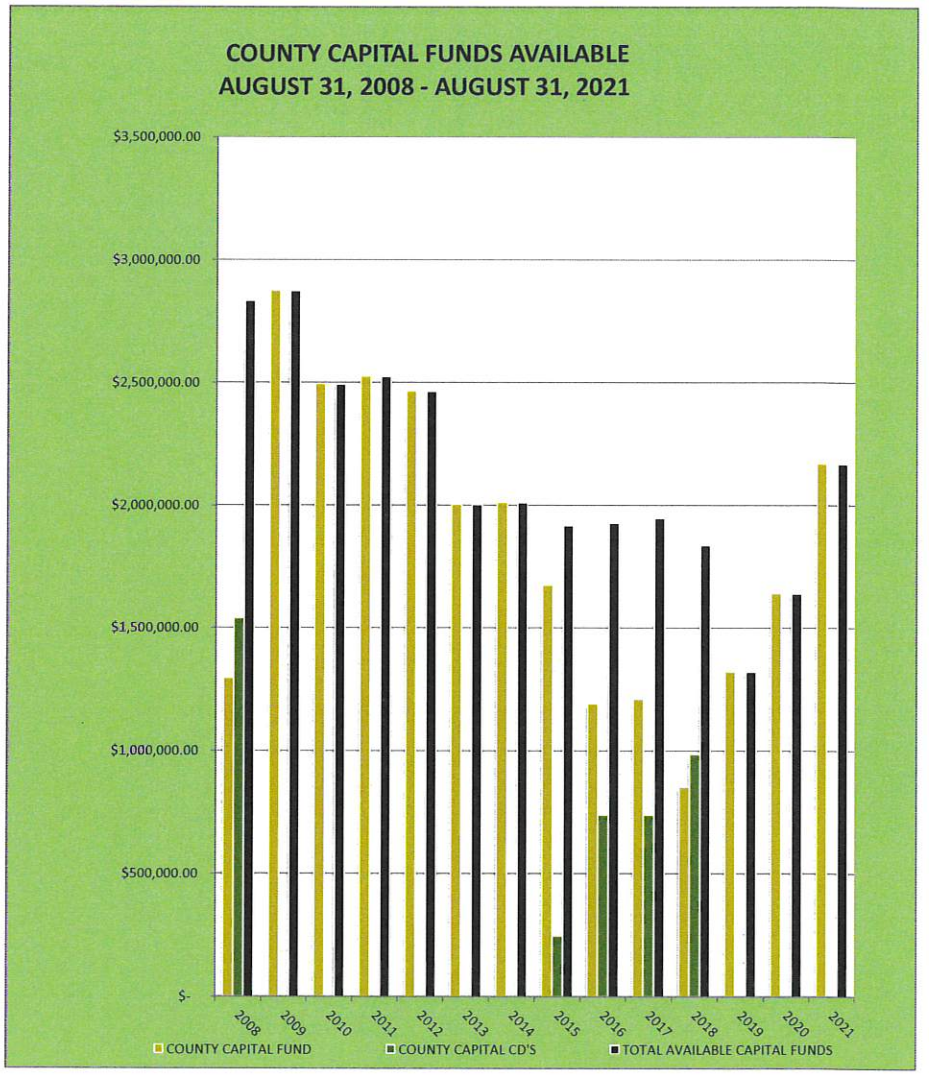

CAPITAL FUNDS AVAILABLE

UNAUDITED, INTERNALLY PREPARED REPORT BY TREASURER'S OFFICE

911 EMERGENCY SERVICES FUND 3020
FOR CRAIGHEAD COUNTY, UNINCORPORATED
JANUARY 2021 - DECEMBER 2021

DATE	RECEIPTS	EXCESS COM	INTEREST	COM CHARGED	DISBURSEMENTS	"CASH FLOW"	TRANSFER FROM GENERAL	BALANCE
								$ 38,646.55
1/31/2021	$ 4,861.66		$ 27.63	$ (97.79)	$ (3,336.77)	$ 1,454.73		$ 40,101.28
2/28/2021	$ 5,327.34		$ 24.44	$ (107.05)	$ (870.72)	$ 4,374.01		$ 44,475.29
3/31/2021	$ 3,326.88	$ 1,150.23	$ 27.12	$ (67.07)	$ (5,802.82)	$ (1,365.66)		$ 43,109.63
4/30/2021	$ 19,069.42		$ 32.99	$ (382.03)	$ (3,336.77)	$ 15,383.61		$ 58,493.24
5/31/2021	$ 4,379.52		$ 40.85	$ (88.42)	$ (3,336.77)	$ 995.18		$ 59,488.42
6/30/2021	$ 3,428.54		$ 37.86	$ (69.33)	$ (3,336.77)	$ 60.30		$ 59,548.72
7/31/2021	$ 7,065.98		$ 37.95	$ (142.07)	$ (3,336.17)	$ 3,625.69		$ 63,174.41
8/31/2021	$ 3,554.51		$ 38.97	$ (71.88)	$ (3,336.29)	$ 185.31		$ 63,359.72
9/30/2021						$ -		$ -
10/31/2021						$ -		$ -
11/30/2021						$ -		$ -
12/31/2021						$ -		$ -
TOTAL	$ 51,013.85	$ 1,150.23	$ 267.81	$ (1,025.64)	$ (26,693.08)	$ 24,713.17	$ -	$ 63,359.72

COUNTY RECORDER'S ACT 768 OF 1995
CRAIGHEAD COUNTY CIRCUIT CLERK
JANUARY - DECEMBER 2021

Y-T-D	RECEIPTS	EXCESS COM	INTEREST	COM CHARGED	DISBURSEMENTS	"CASH FLOW"	TRANSFER TO GENERAL	2021 Balance
								$ 529,535.26
Jan-21	88,825.06		402.47	(1,784.55)	(68,753.66)	18,689.32		$ 548,224.58
Feb-21	82,377.03		338.46	(1,651.06)	(58,160.21)	22,904.22		$ 571,128.80
Mar-21	65,292.49	14,794.63	360.20	(1,274.50)	(111,712.78)	(32,539.96)		$ 538,588.84
Apr-21	99,903.07		395.30	(2,004.30)	(60,296.30)	37,997.77		$ 576,586.61
May-21	99,750.66		435.34	(2,003.72)	(57,127.69)	41,054.59		$ 617,641.20
Jun-21	76,751.50		407.62	(1,543.18)	(60,302.73)	15,313.21		$ 632,954.41
Jul-21	96,839.78		414.57	(1,941.94)	(81,492.32)	13,820.09	(1,279.85)	$ 645,494.65
Aug-21	80,192.16		430.61	(1,594.45)	(52,065.96)	26,962.36		$ 672,457.01
Sep-21						-		$ -
Oct-21						-		$ -
Nov-21						-		$ -
Dec-21						-		$ -
TOTALS	689,931.75	14,794.63	3,184.57	(13,797.70)	(549,911.65)	144,201.60	(1,279.85)	$ 672,457.01

County General Transfers

Date	Amount	
2/2/2010	(100,000.00)	To County General
1/25/2011	(50,000.00)	To County General
2/7/2012	(54,000.00)	To County General
12/30/2014	(50,000.00)	To County General
12/30/2016	65,000.00	From County General
6/1/2017	89,662.68	From County General
12/17/2017	6,700.00	From County General

STATE TURNBACK RECEIPTS BY MONTH
FOR CRAIGHEAD COUNTY, UNICORPORATED
2014-2021

	GENERAL FUND	ROAD FUND	TOTAL TURNBACK
JAN 2014	$ 47,720.26	$ 222,229.77	$ 269,950.03
FEB 2014	$ 13,208.73	$ 200,192.54	$ 213,401.27
MAR 2014	$ 13,208.73	$ 204,083.82	$ 217,292.55
APR 2014	$ 13,208.73	$ 216,034.13	$ 229,242.86
MAY 2014	$ 13,208.73	$ 226,994.09	$ 240,202.82
JUN 2014	$ 39,408.73	$ 221,526.23	$ 260,934.96
JUL 2014	$ 79,601.63	$ 245,749.35	$ 325,350.98
AUG 2014	$ 16,253.49	$ 220,097.49	$ 236,350.98
SEP 2014	$ 16,253.49	$ 222,300.86	$ 238,554.35
OCT 2014	$ 16,253.49	$ 233,164.97	$ 249,418.46
NOV 2014	$ 16,253.49	$ 214,271.39	$ 230,524.88
DEC 2014	$ 16,253.49	$ 205,937.91	$ 222,191.40
	$ 300,832.99	$ 2,632,582.55	$ 2,933,415.54

	GENERAL FUND	ROAD FUND	TOTAL TURNBACK
JAN 2015	$ 51,803.57	$ 221,410.04	$ 273,213.61
FEB 2015	$ 16,261.02	$ 210,080.24	$ 226,341.26
MAR 2015	$ 16,261.02	$ 218,494.80	$ 234,755.82
APR 2015	$ 16,261.02	$ 218,494.80	$ 234,755.82
MAY 2015	$ 49,761.02	$ 217,981.69	$ 267,742.71
JUN 2015	$ 16,261.02	$ 219,286.69	$ 235,547.71
JUL 2015	$ 111,108.11	$ 242,000.35	$ 353,108.46
AUG 2015	$ 13,968.54	$ 210,315.96	$ 224,284.50
SEP 2015	$ 15,931.51	$ 224,578.85	$ 240,510.36
OCT 2015	$ 15,931.51	$ 227,713.53	$ 243,645.04
NOV 2015	$ 15,931.51	$ 216,417.70	$ 232,349.21
DEC 2015	$ 15,931.51	$ 204,310.30	$ 220,241.81
	$ 355,411.36	$ 2,631,084.95	$ 2,986,496.31

	GENERAL FUND	ROAD FUND	TOTAL TURNBACK
JAN 2016	19,584.83	215,766.74	$ 235,351.57
FEB 2016	15,945.80	216,168.94	$ 232,114.74
MAR 2016	15,945.12	195,911.23	$ 211,856.35
APR 2016	15,945.12	238,363.95	$ 254,309.07
MAY 2016	115,945.12	222,860.17	$ 338,805.29
JUN 2016	15,945.12	216,693.17	$ 232,638.29
JUL 2016	186,945.06	170,414.21	$ 357,359.27
AUG 2016	15,645.10	209,859.64	$ 225,504.74
SEP 2016	15,945.29	221,839.90	$ 237,785.19
OCT 2016	15,945.12	238,129.04	$ 254,074.16
NOV 2016	15,945.12	223,953.42	$ 239,898.54
DEC 2016	15,945.12	206,837.06	$ 222,782.18
	465,681.92	2,576,797.47	3,042,479.39

	GENERAL FUND	ROAD FUND	TOTAL TURNBACK
JAN 2017	52,482.44	232,966.65	$ 285,449.09
FEB 2017	15,943.49	232,417.90	$ 248,361.39
MAR 2017	15,943.49	204,135.54	$ 220,079.03
APR 2017	15,943.49	238,879.72	$ 254,823.21
MAY 2017	35,943.49	234,098.17	$ 270,041.66
JUN 2017	15,943.49	234,764.82	$ 250,708.31
JUL 2017	137,400.67	242,924.74	$ 380,325.41
AUG 2017	13,296.73	233,472.95	$ 246,769.68
SEP 2017	15,943.49	232,328.51	$ 248,272.00
OCT 2017	15,943.49	241,523.60	$ 257,467.09
NOV 2017	15,943.49	219,527.35	$ 235,470.84
DEC 2017	15,943.49	217,227.00	$ 233,170.49
	366,671.25	2,764,266.95	3,130,938.20

	GENERAL FUND	ROAD FUND	TOTAL TURNBACK
JAN 2018	52,480.81	234,576.25	$ 287,057.06
FEB 2018	15,940.26	240,075.96	$ 256,016.22
MAR 2018	15,940.26	211,199.39	$ 227,139.65
APR 2018	15,940.26	231,224.32	$ 247,164.58
MAY 2018	15,940.26	240,909.39	$ 256,849.65
JUN 2018	15,940.26	236,081.26	$ 252,021.52
JUL 2018	151,339.66	253,248.24	$ 404,587.90
AUG 2018	12,234.28	231,069.38	$ 243,303.66
SEP 2018	15,940.26	236,251.15	$ 252,191.41
OCT 2018	15,940.26	246,990.13	$ 262,930.39
NOV 2018	15,940.26	224,935.48	$ 240,875.74
DEC 2018	15,940.26	233,431.94	$ 249,372.20
	359,517.09	2,819,992.89	3,179,509.98

	GENERAL FUND	ROAD FUND	TOTAL TURNBACK
JAN 2019	52,477.58	246,841.47	$ 299,319.05
FEB 2019	15,942.56	236,490.49	$ 252,433.05
MAR 2019	15,942.56	226,874.77	$ 242,817.33
APR 2019	15,942.56	240,361.04	$ 256,303.60
MAY 2019	53,485.51	241,504.57	$ 294,990.08
JUN 2019	15,942.56	248,854.43	$ 264,796.99
JUL 2019	144,996.82	245,421.74	$ 390,418.56
AUG 2019	12,496.19	244,084.44	$ 256,580.63
SEP 2019	15,942.39	247,975.52	$ 263,917.91
OCT 2019	15,942.39	242,267.05	$ 258,209.44
NOV 2019	15,942.39	233,190.33	$ 249,132.72
DEC 2019	15,942.39	237,999.41	$ 253,941.80
	390,995.90	2,891,865.26	3,282,861.16

	GENERAL FUND	ROAD FUND	TOTAL TURNBACK
JAN 2020	52,479.71	286,258.56	$ 338,738.27
FEB 2020	15,945.28	263,706.83	$ 279,652.11
MAR 2020	15,245.28	239,396.93	$ 254,642.21
APR 2020	11,838.94	254,548.17	$ 266,387.11
MAY 2020	31,143.90	243,955.73	$ 275,099.63
JUN 2020	11,838.94	228,571.97	$ 240,410.91
JUL 2020	162,836.19	234,175.06	$ 397,011.25
AUG 2020	27,477.21	261,839.30	$ 289,316.51
SEP 2020	7,608.96	259,095.73	$ 266,704.69
OCT 2020	11,051.87	264,821.85	$ 275,873.72
NOV 2020	11,051.87	258,525.50	$ 269,577.37
DEC 2020	11,051.87	246,003.55	$ 257,055.42
	369,570.02	3,040,899.18	3,410,469.20

	GENERAL FUND	ROAD FUND	TOTAL TURNBACK
JAN 2021	47,589.19	277,959.57	$ 325,548.76
FEB 2021	11,051.87	273,299.07	$ 284,350.94
MAR 2021	11,035.03	234,328.97	$ 245,364.00
APR 2021	11,016.12	262,266.10	$ 273,282.22
MAY 2021	11,035.03	317,100.69	$ 328,135.72
JUN 2021	30,608.64	282,004.64	$ 312,613.28
JUL 2021	302,905.99	309,089.81	$ 611,995.80
AUG 2021	32,130.79	289,201.52	$ 321,332.31
SEP 2021			$ -
OCT 2021			$ -
NOV 2021			$ -
DEC 2021			$ -
	457,372.66	2,245,250.37	2,702,623.03

Craighead County Library and Jonesboro Public Library Tax Disbursements in 2021

Jonesboro Public Library

01/31/21	02/28/21	03/31/21	04/30/21	05/31/21	06/30/21	07/31/21	08/31/21	09/30/21	10/31/21	11/30/21	12/31/21	Totals
$ 348,617.83	$ 35,306.22	$ 72,403.41	$ 186,342.44	$ 553,200.80	$ 177,115.73	$ 71,557.03	$ 75,589.95					$ 1,520,133.41
$ 348,617.83	$ 35,306.22	$ 72,403.41	$ 186,342.44	$ 553,200.80	$ 177,115.73	$ 71,557.03	$ 75,589.95	$ -	$ -	$ -	$ -	$ 1,520,133.41
70.28%	66.78%	69.51%	70.44%	69.10%	76.89%	68.65%	81.17%	#DIV/0!	#DIV/0!	#DIV/0!	#DIV/0!	70.84%

Craighead County Library

01/31/21	02/28/21	03/31/21	04/30/21	05/31/21	06/30/21	07/31/21	08/31/21	09/30/21	10/31/21	11/30/21	12/31/21	Totals
$ 147,436.64	$ 17,559.66	$ 31,764.21	$ 78,208.58	$ 247,353.33	$ 53,243.40	$ 32,675.34	$ 17,531.31					$ 625,772.47
$ 147,436.64	$ 17,559.66	$ 31,764.21	$ 78,208.58	$ 247,353.33	$ 53,243.40	$ 32,675.34	$ 17,531.31	$ -	$ -	$ -	$ -	$ 625,772.47
29.72%	33.22%	30.49%	29.56%	30.90%	23.11%	31.35%	18.83%	#DIV/0!	#DIV/0!	#DIV/0!	#DIV/0!	29.16%

UNAUDITED, INTERNALLY PREPARED REPORT

TOTAL SALES TAX RECEIPTS BY MONTH
FOR CRAIGHEAD COUNTY, ARKANSAS 1% TAX
JANUARY 2013 - DECEMBER 2021

	2021	2020	2019	2018	2017	2016	2015	2014	2013
JAN	$ 1,950,348.04	$ 1,887,945.41	$ 1,773,495.44	$ 1,661,452.38	$ 1,667,926.92	$ 1,545,852.92	$ 1,473,397.43	$ 1,416,155.47	$ 1,441,413.31
FEB	$ 2,313,783.98	$ 2,164,524.89	$ 2,142,668.11	$ 2,045,513.94	$ 1,999,627.83	$ 1,956,723.04	$ 1,902,017.40	$ 1,645,303.32	$ 1,690,530.86
MAR	$ 1,943,953.54	$ 1,673,989.82	$ 1,619,866.22	$ 1,457,637.16	$ 1,493,959.34	$ 1,369,216.09	$ 1,364,807.82	$ 1,218,814.36	$ 1,241,415.97
APR	$ 1,682,760.34	$ 1,758,009.04	$ 1,559,136.63	$ 1,447,959.65	$ 1,578,900.42	$ 1,621,036.66	$ 1,417,561.89	$ 1,420,663.78	$ 1,380,801.84
MAY	$ 2,404,063.33	$ 1,785,723.05	$ 1,737,595.95	$ 1,651,567.81	$ 1,675,837.67	$ 1,610,528.36	$ 1,469,628.76	$ 1,515,513.06	$ 1,434,429.25
JUN	$ 2,257,732.31	$ 1,727,848.86	$ 1,758,864.98	$ 1,634,759.81	$ 1,556,959.50	$ 1,474,505.84	$ 1,491,833.18	$ 1,381,405.32	$ 1,366,270.14
JUL	$ 2,218,412.93	$ 1,909,889.65	$ 1,728,735.74	$ 1,730,193.17	$ 1,704,068.76	$ 1,600,130.27	$ 1,508,146.21	$ 1,521,942.50	$ 1,391,284.61
AUG	$ 2,292,489.66	$ 1,986,168.83	$ 1,772,451.14	$ 1,753,932.71	$ 1,746,747.95	$ 1,646,029.58	$ 1,558,831.02	$ 1,452,035.47	$ 1,493,856.58
SEP	$ -	$ 2,014,486.20	$ 1,754,997.84	$ 1,689,736.03	$ 1,555,519.86	$ 1,677,064.06	$ 1,548,181.88	$ 1,449,160.52	$ 1,404,482.53
OCT	$ -	$ 1,928,089.86	$ 1,833,542.59	$ 1,744,640.45	$ 1,680,120.13	$ 1,601,630.48	$ 1,555,938.23	$ 1,543,166.10	$ 1,460,140.94
NOV	$ -	$ 2,037,522.66	$ 1,804,200.70	$ 1,706,490.74	$ 1,696,719.73	$ 1,631,049.33	$ 1,532,538.24	$ 1,522,104.75	$ 1,459,264.13
DEC	$ -	$ 1,865,377.46	$ 1,796,360.65	$ 1,687,598.22	$ 1,632,625.51	$ 1,638,958.41	$ 1,588,494.73	$ 1,484,632.79	$ 1,347,387.28
TOTAL	$ 17,063,544.13	$ 22,739,575.73	$ 21,281,915.99	$ 20,211,482.07	$ 19,989,013.62	$ 19,372,725.04	$ 18,411,376.79	$ 17,570,897.44	$ 17,111,277.44
JAN % CHANGE	103.31%	106.45%	106.74%	99.61%	107.90%	104.92%	104.04%	98.25%	110.99%
FEB % CHANGE	106.90%	101.02%	104.75%	102.29%	102.19%	102.88%	115.60%	97.32%	99.59%
MAR % CHANGE	116.13%	103.34%	111.13%	97.57%	109.11%	100.32%	111.98%	98.18%	82.35%
APR % CHANGE	95.72%	112.76%	107.68%	91.71%	97.40%	114.35%	99.78%	102.89%	127.43%
MAY % CHANGE	134.63%	102.77%	105.21%	98.55%	104.06%	109.59%	96.97%	105.65%	97.54%
JUN % CHANGE	130.67%	98.24%	107.59%	105.00%	105.59%	98.84%	107.99%	101.11%	99.96%
JUL % CHANGE	116.15%	110.48%	99.92%	101.53%	106.50%	106.10%	99.09%	109.39%	102.65%
AUG % CHANGE	115.42%	112.06%	101.06%	100.41%	106.12%	105.59%	107.35%	97.20%	107.06%
SEP % CHANGE	0.00%	114.79%	103.86%	108.63%	92.75%	108.32%	106.83%	103.18%	108.29%
OCT % CHANGE	0.00%	105.16%	105.10%	103.84%	104.90%	102.94%	100.83%	105.69%	104.39%
NOV % CHANGE	0.00%	112.93%	105.73%	100.58%	104.03%	106.43%	100.69%	104.31%	104.36%
DEC% CHANGE	0.00%	103.84%	106.44%	103.37%	99.61%	103.18%	107.00%	110.19%	96.22%
JAN - DEC% CHANGE	75.04%	106.85%	105.30%	101.11%	103.18%	105.22%	104.78%	102.69%	102.65%

THIS IS THE TOTAL AMOUNT OF THE COUNTY-WIDE 1% COUNTY-WIDE SALES TAX DISTRIBUTED BY POPULATION

County Sales and Use Tax Funds Distribution

	COUNTY	BAY	BLACK OAK	BONO	BROOKLAND	CARAWAY	CASH	EGYPT	JONESBORO	LAKE CITY	MONETTE	TOTAL
Jan-21	$ 357,963.88	$ 36,421.27	$ 5,298.38	$ 43,094.80	$ 39,818.70	$ 25,864.97	$ 6,916.20	$ 2,264.95	$ 1,360,246.57	$ 42,103.88	$ 30,354.44	$ 1,950,348.04
Feb-21	$ 424,668.36	$ 43,208.16	$ 6,285.70	$ 51,125.26	$ 47,238.69	$ 30,684.75	$ 8,204.99	$ 2,687.02	$ 1,613,720.56	$ 49,949.69	$ 36,010.80	$ 2,313,783.98
Mar-21	$ 356,790.25	$ 36,301.86	$ 5,281.00	$ 42,953.51	$ 39,688.15	$ 25,780.17	$ 6,893.52	$ 2,257.53	$ 1,355,786.81	$ 41,965.84	$ 30,254.90	$ 1,943,953.54
Apr-21	$ 308,851.25	$ 31,424.28	$ 4,571.44	$ 37,182.19	$ 34,355.58	$ 22,316.30	$ 5,967.30	$ 1,954.20	$ 1,173,620.78	$ 36,327.23	$ 26,189.79	$ 1,682,760.34
May-21	$ 441,238.09	$ 44,894.06	$ 6,530.95	$ 53,120.07	$ 49,081.85	$ 31,882.01	$ 8,525.14	$ 2,791.86	$ 1,676,684.80	$ 51,898.63	$ 37,415.87	$ 2,404,063.33
Jun-21	$ 414,380.72	$ 42,161.44	$ 6,133.42	$ 49,886.75	$ 46,094.32	$ 29,941.41	$ 8,006.23	$ 2,621.92	$ 1,574,628.00	$ 48,739.66	$ 35,138.44	$ 2,257,732.31
Jul-21	$ 407,164.10	$ 41,427.18	$ 6,026.61	$ 49,017.95	$ 45,291.57	$ 29,419.97	$ 7,866.79	$ 2,576.26	$ 1,547,205.18	$ 47,890.83	$ 34,526.49	$ 2,218,412.93
Aug-21	$ 420,760.03	$ 42,810.51	$ 6,227.85	$ 50,654.74	$ 46,803.94	$ 30,402.35	$ 8,129.48	$ 2,662.29	$ 1,598,869.09	$ 49,489.99	$ 35,679.39	$ 2,292,489.66
Sep-21												$ -
Oct-21												$ -
Nov-21												$ -
Dec-21												$ -
	$ 3,131,816.68	$ 318,648.76	$ 46,355.35	$ 377,035.27	$ 348,372.80	$ 226,291.93	$ 60,509.65	$ 19,816.03	$ 11,900,761.79	$ 368,365.75	$ 265,570.12	$ 17,063,544.13

$	420,760.03	
FUND 1000 COUNTY GENERAL RECEIVES 40%		$ 168,304.01
FUND 1892 CAPITAL FUND RECEIVES 10%		$ 42,076.00
FUND 2000 COUNTY ROAD RECEIVES 50%		$ 210,380.02
CRAIGHEAD COUNTY 1% SALES TAX PORTION		**$ 420,760.03**

CRAIGHEAD COUNTY SALES TAX DISTRIBUTIONS - AUGUST 2021

CITY IN CRAIGHEAD		POPULATION %
BAY	$ 42,810.51	1.87%
BLACK OAK	$ 6,227.85	0.27%
BONO	$ 50,654.74	2.21%
BROOKLAND	$ 46,803.94	2.04%
CARAWAY	$ 30,402.35	1.33%
CASH	$ 8,129.48	0.35%
EGYPT	$ 2,662.29	0.12%
LAKE CITY	$ 49,489.99	2.16%
MONETTE	$ 35,679.39	1.56%
CITIES IN CRAIGHEAD	$ 272,860.54	
CITY OF JONESBORO	$ 1,598,869.09	
CRAIGHEAD COUNTY	$ 420,760.03	
TOTAL SALES TAX	$ 2,292,489.66	

SALES AND USE TAX

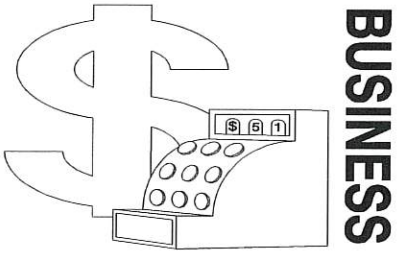

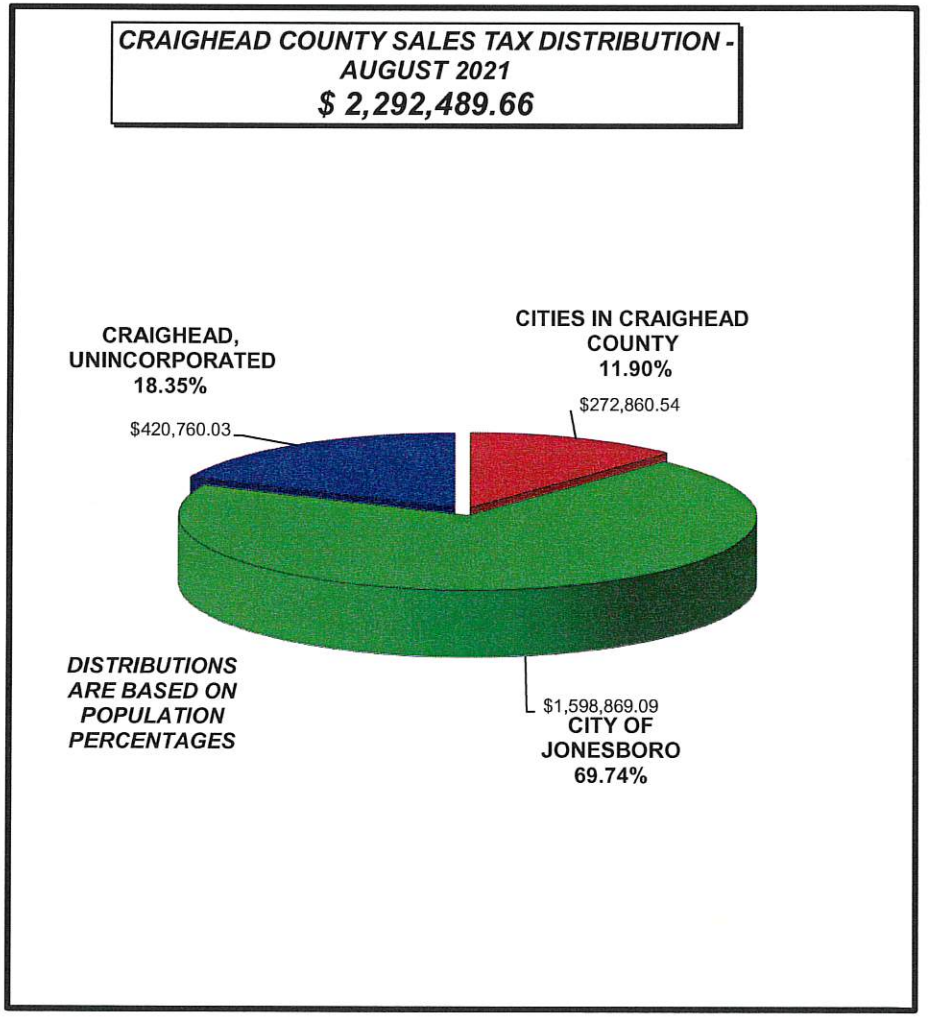

COUNTY SALES AND USE TAX FUND DISTRIBUTIONS FOR JULY 2021 , Effective Date 08/25/2021

COUNTY TREASURER'S OFFICE

$	420,760.03	18.3538464%
$	272,860.54	11.9023673%
$	1,598,869.09	69.7437863%
$	2,292,489.66	100.00%

UNAUDITED, INTERNALLY PREPARED REPORT

CRAIGHEAD COUNTY SALES TAX DISTRIBUTIONS YEAR TO DATE 2021

CITY IN CRAIGHEAD		POPULATION %
BAY	$ 318,648.76	1.87%
BLACK OAK	$ 46,355.35	0.27%
BONO	$ 377,035.27	2.21%
BROOKLAND	$ 348,372.80	2.04%
CARAWAY	$ 226,291.93	1.33%
CASH	$ 60,509.65	0.35%
EGYPT	$ 19,816.03	0.12%
LAKE CITY	$ 368,365.75	2.16%
MONETTE	$ 265,570.12	1.56%
CITIES IN CRAIGHEAD		$ 2,030,965.66
CITY OF JONESBORO		$ 11,900,761.79
CRAIGHEAD RURAL		$ 3,131,816.68
TOTAL SALES TAX		$ 17,063,544.13

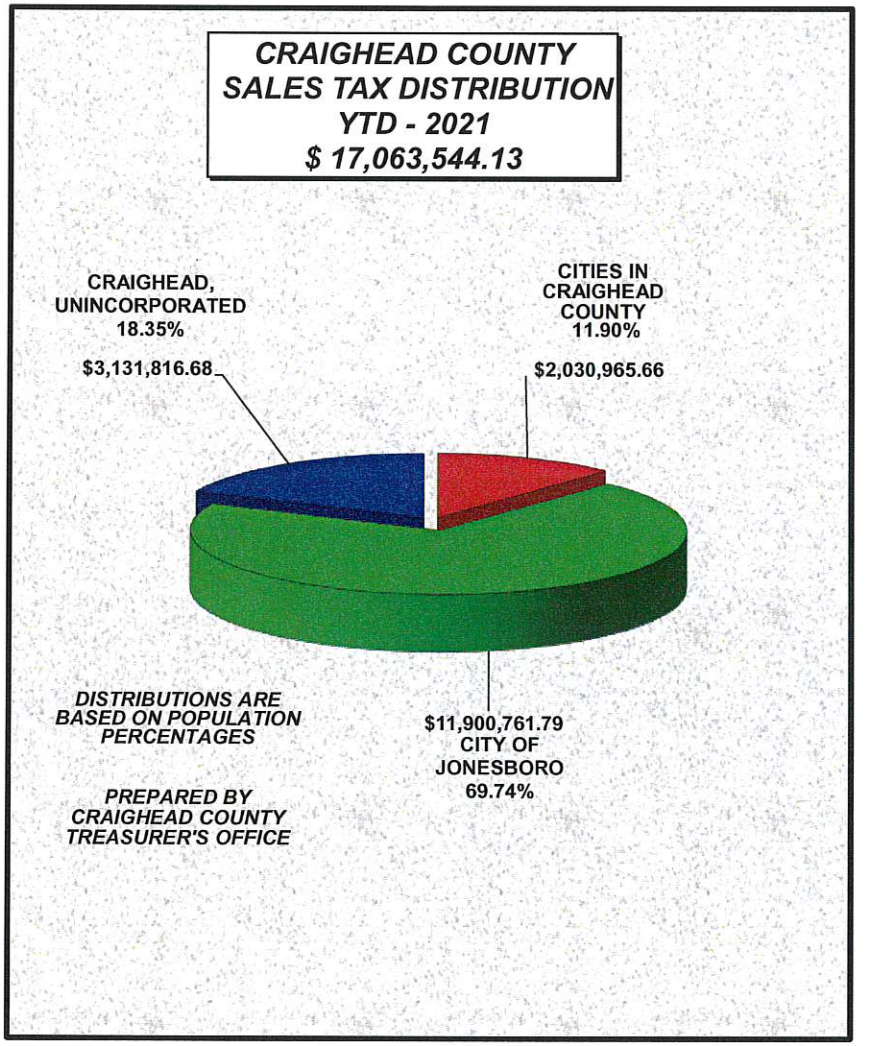

YEAR TO DATE SALES AND USE TAX



COUNTY TREASURER'S OFFICE

COUNTY SALES AND USE TAX DISTRIBUTIONS

$	3,131,816.68	18.3538464%
$	2,030,965.66	11.9023671%
$	11,900,761.79	69.7437865%
$	17,063,544.13	100.00%

UNAUDITED, INTERNALLY PREPARED REPORT BY TREASURER'S OFFICE

LOCAL REBATE CLAIMED

DEPARTMENT OF FINANCE AND ADMINISTRATION

SALES AND USE TAX

Date	Return Period	Claimed Rebate
1/1/2021	Nov-20	72,186.74
2/1/2021	Dec-20	70,980.10
3/1/2021	Jan-21	58,929.00
4/1/2021	Feb-21	65,507.17
5/1/2021	Mar-21	72,249.85
6/1/2021	Apr-21	50,466.69
7/1/2021	May-21	45,771.99
8/1/2021	Jun-21	101,896.61
9/1/2021	Jul-21	
10/1/2021	Aug-21	
11/1/2021	Sep-21	
12/1/2021	Oct-21	
		$ 537,988.15

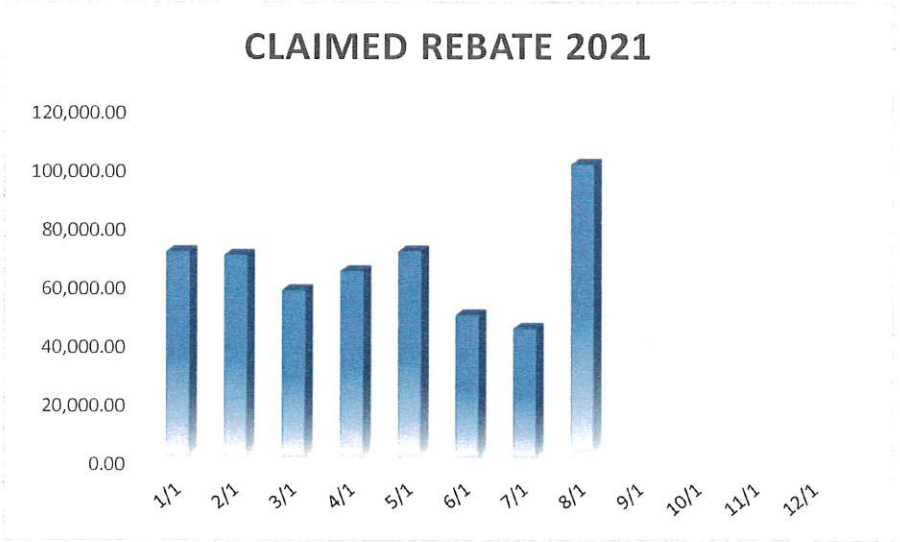

LOCAL REBATE CLAIMED

DEPARTMENT OF FINANCE AND ADMINISTRATION

SALES AND USE TAX

Date	2019 Claimed Rebate	2020 Claimed Rebate	2021 Claimed Rebate	Amt Difference	% Change
January	$ 115,377.05	$ 53,158.57	$ 72,186.74	19,028.17	135.80%
February	$ 60,967.25	$ 121,474.20	$ 70,980.10	(50,494.10)	58.43%
March	$ 93,292.31	$ 63,822.29	$ 58,929.00	(4,893.29)	92.33%
April	$ 38,715.01	$ 75,767.73	$ 65,507.17	(10,260.56)	86.46%
May	$ 120,861.77	$ 67,359.94	$ 72,249.85	4,889.91	107.26%
June	$ 98,303.56	$ 61,426.00	$ 50,466.69	(10,959.31)	82.16%
July	$ 75,212.35	$ 71,446.71	$ 45,771.99	(25,674.72)	64.06%
August	$ 94,858.48	$ 89,169.75	$ 101,896.61	12,726.86	114.27%
September	$ 88,421.52				
October	$ 68,383.85				
November	$ 106,754.52				
December	$ 94,219.47				
	$ 1,055,367.14	$ 603,625.19	$ 537,988.15	$ (65,637.04)	89.13%

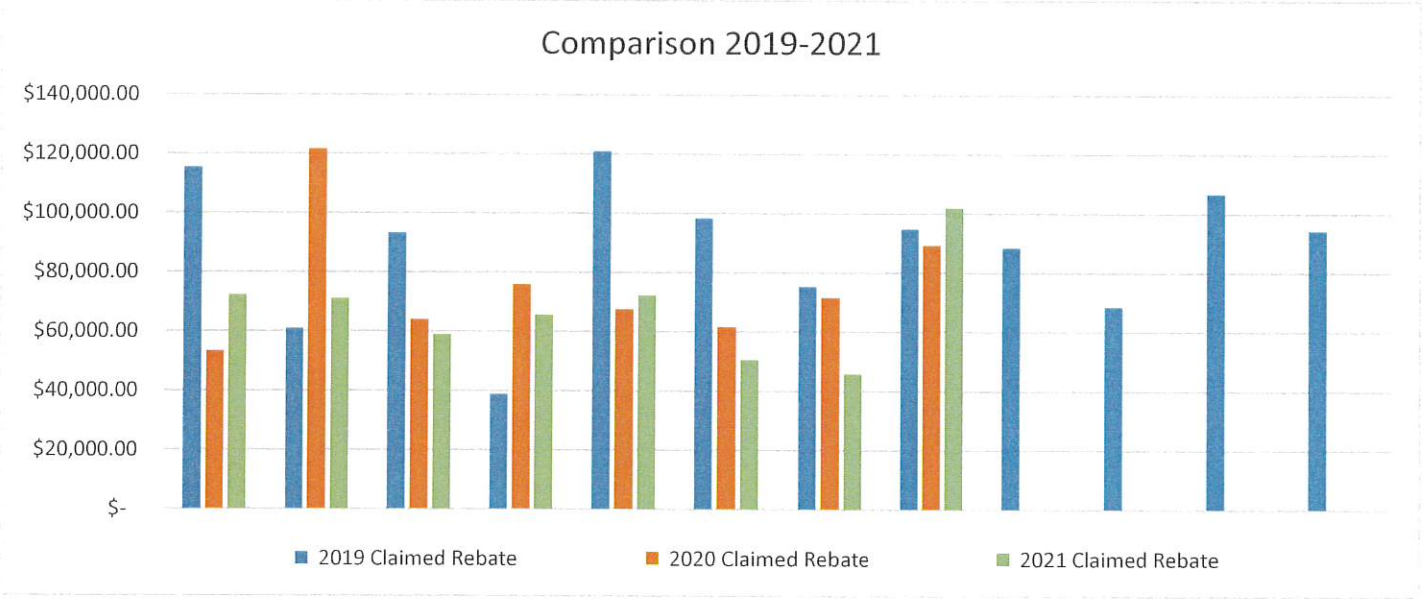

STATE OF ARKANSAS 1/2 SALES TAX- CRAIGHEAD COUNTY FOUR LANE CONSTRUCTION

RECEIVED	2013	2014	2015	2016	2017	2018	2019	2020	2021	TOTAL COUNTY FOUR LANE REVENUE
JAN		$ 62,611.70	$ 62,817.77	$ 63,388.97	$ 72,170.37	$ 79,957.16	$ 81,588.33	$ 85,450.83	$ 84,578.24	$ 6,375,868.47
FEB		$ 59,993.77	$ 66,390.62	$ 67,990.98	$ 72,811.48	$ 75,339.66	$ 78,817.92	$ 85,509.41	$ 87,420.50	$ 6,463,288.97
MAR		$ 55,234.28	$ 58,504.77	$ 61,681.30	$ 65,233.47	$ 70,056.40	$ 72,855.37	$ 74,313.76	$ 80,449.54	$ 6,543,738.51
APR		$ 61,604.23	$ 62,428.17	$ 67,705.72	$ 71,166.59	$ 74,282.86	$ 78,570.13	$ 80,107.78	$ 85,905.90	$ 6,629,644.41
MAY		$ 60,225.56	$ 63,898.28	$ 65,463.85	$ 70,364.59	$ 76,915.55	$ 78,171.73	$ 73,834.91	$ 109,063.97	$ 6,738,708.38
JUN		$ 60,293.66	$ 63,300.37	$ 63,389.87	$ 70,673.74	$ 74,360.88	$ 82,422.23	$ 76,591.00	$ 100,974.63	$ 6,839,683.01
JUL		$ 62,086.73	$ 61,957.09	$ 67,789.26	$ 74,102.88	$ 78,756.97	$ 81,311.70	$ 83,356.83	$ 94,426.80	$ 6,934,109.81
AUG	$ 28,023.20	$ 61,580.99	$ 65,740.44	$ 69,364.11	$ 70,357.26	$ 77,405.60	$ 79,279.89	$ 86,587.55	$ 95,267.95	$ 7,029,377.76
SEP	$ 58,379.68	$ 63,090.39	$ 67,566.04	$ 71,591.73	$ 73,219.94	$ 79,391.12	$ 86,264.55	$ 86,303.98	$ -	$ -
OCT	$ 60,846.52	$ 62,421.38	$ 68,396.82	$ 70,610.88	$ 73,745.38	$ 78,889.76	$ 81,375.92	$ 85,410.28	$ -	$ -
NOV	$ 56,935.08	$ 62,414.69	$ 65,663.41	$ 69,958.91	$ 70,324.15	$ 75,457.83	$ 81,901.26	$ 87,691.77	$ -	$ -
DEC	$ 57,938.74	$ 60,527.14	$ 63,584.52	$ 66,522.77	$ 68,826.73	$ 77,790.27	$ 81,391.32	$ 80,666.75	$ -	$ -
TOTAL	$ 262,123.22	$ 732,084.52	$ 770,248.30	$ 805,458.35	$ 852,996.58	$ 918,604.06	$ 963,950.35	$ 985,824.85	$ 738,087.53	$ 6,291,290.23

FOUR LANE REVENUES

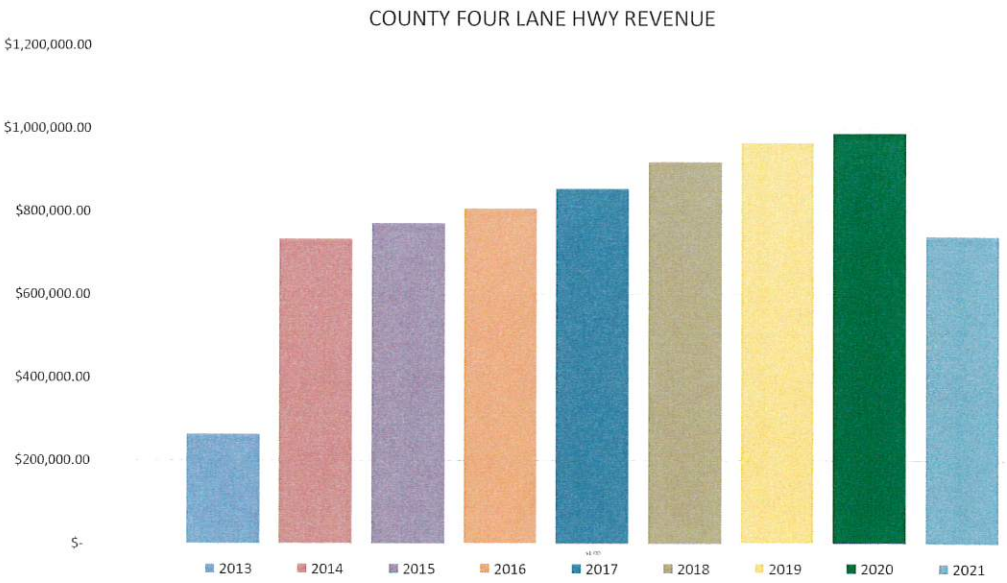

FUND 3578
District Court DWI Court Fund
2013-2021

DATE	RECEIPTS	EXCESS COM	INTEREST	COM CHARGED	DISBURSEMENTS	"CASH FLOW"	TRANSFER FROM GENERAL	TRANSFER TO GENERAL	
2013					$ (5,328.03)		$ 5,328.03		$ -
2014	$ 19,744.65		$ 5.47	$ (0.11)	$ (15,000.49)	$ 4,749.52			$ 4,749.52
2015	$ 15,000.00	$ 0.07	$ 6.33	$ (0.14)	$ (19,440.69)	$ (4,434.43)			$ 315.09
2016		$ 0.09	$ 0.67		$ (14,297.38)	$ (14,296.62)	$ 13,981.53		$ 0.00
2017	$ 6,433.25		$ 6.30	$ (0.12)	$ (15,504.70)	$ (9,065.27)	$ 10,351.80		$ 1,286.53
2018	$ 14,434.03	$ 0.07	$ 120.57	$ (2.42)	$ (6,619.93)	$ 7,932.32	$ -	$ -	$ 9,218.85
2019	$ 10,658.49	$ 1.62	$ 219.01	$ (6.32)	$ (10,489.88)	$ 382.92	$ 1,200.00	$ (1,206.64)	$ 9,595.13
2020	$ 887.68	$ 4.78	$ 12.55	$ (0.25)	$ (887.68)	$ 17.08	$ -	$ (9,595.13)	$ 17.08
2021	$ -	$ 0.19	$ 0.05	$ -	$ (7,583.10)	$ (7,582.86)	$ -	$ -	$ (7,565.78)
						$ -			$ -
						$ -			$ -
						$ -			$ -
TOTAL	$ 67,158.10	$ 6.82	$ 370.95	$ (9.36)	$ (95,151.88)	$ (27,625.37)	$ 30,861.36	$ (10,801.77)	$ (7,565.78)

Craighead

2021 Budget Summary Report

Month: 8 Date Range: 08/01/2021 - 08/31/2021 Fund: 1000 - 6400 Dept: 0001 - 9999 Item: 00 - 9999

Line Item	Description	Month to Date Transfers Appropriations	Year to Date Transfers Appropriations	MTD Expenditures Adj MTD Expend.	YTD Expenditures Adj YTD Expend	Orignial Budget Adj. Budget	Balance Actual Balance	MTD % Used	YTD % Used	% Left
1000 0100	Office Totals:	$0.00	$0.00	$27,570.89	$244,448.35	$395,998.49	$151,550.14			
COUNTY JUDGE		$0.00	$1,354.78			$397,353.27	$152,904.92	6.939	61.519	38.481
1000 0101	Office Totals:	$0.00	$0.00	$41,099.88	$325,720.64	$547,684.95	$221,964.31			
COUNTY CLERK		$0.00	$10,330.83			$558,015.78	$232,295.14	7.365	58.371	41.629
1000 0103	Office Totals:	$0.00	$0.00	$7,986.44	$75,743.32	$120,478.73	$44,735.41			
COUNTY TREASURER		$0.00	$1,809.47			$122,288.20	$46,544.88	6.531	61.938	38.062
1000 0104	Office Totals:	$0.00	$9,013.57	$23,836.70	$190,144.54	$342,527.47	$161,396.50			
COUNTY COLLECTOR		$0.00	$5,894.99		$181,130.97	$348,422.46	$167,291.49	6.841	51.986	48.014
1000 0105	Office Totals:	$0.00	$0.00	$101,002.59	$872,521.66	$1,387,204.33	$514,682.67			
COUNTY ASSESSOR		$0.00	$1,985.71			$1,389,190.04	$516,668.38	7.271	62.808	37.192
1000 0106	Office Totals:	$0.00	$0.00	$0.00	$27.43	$14,037.43				
EQUALIZATION BOARD		$0.00	$0.00				$14,010.00	0.000	0.195	99.805
1000 0107	Office Totals:	$0.00	$0.00	$16,516.22	$128,666.16	$197,429.32				
QUORUM COURT		$0.00	$0.00				$68,763.16	8.366	65.171	34.829
1000 0108	Office Totals:	$0.00	$0.00	$48,737.73	$447,198.12	$857,674.87	$410,476.75			
BUILDING MAINTENANCE		$0.00	$17,197.31			$874,872.18	$427,674.06	5.571	51.116	48.884
1000 0109	Office Totals:	$0.00	$0.00	$7,779.19	$78,764.67	$121,609.31	$42,844.64			
COUNTY ELECTION COMMISSION		$0.00	$2,081.53			$123,690.84	$44,926.17	6.289	63.679	36.321
1000 0110	Office Totals:	$0.00	$0.00	$0.00	$6,325.52	$15,000.00				
COUNTY PLANNING BOARD (MAPC)		$0.00	$0.00				$8,674.48	0.000	42.170	57.830
1000 0114	Office Totals:	$0.00	$0.00	$37,341.77	$200,777.72	$315,806.63	$115,028.91			
COMPUTER SERVICES		$0.00	$8,252.25			$324,058.88	$123,281.16	11.523	61.957	38.043
1000 0117	Office Totals:	$0.00	$0.00	$1,009.64	$9,487.12	$13,977.00				
LAKE CITY CLERK		$0.00	$0.00				$4,489.88	7.224	67.877	32.123
1000 0118	Office Totals:	$0.00	$0.00	$0.00	$6,000.00	$6,000.00				
SOIL CONSERVATION DISTRICT		$0.00	$0.00				$0.00	0.000	100.000	0.000
1000 0119	Office Totals:	$0.00	$0.00	$0.00	$5,000.00	$5,000.00				
CROWLEY'S RIDGE DEV COUNCIL		$0.00	$0.00				$0.00	0.000	100.000	0.000
1000 0120	Office Totals:	$0.00	$0.00	$0.00	$143,250.00	$143,250.00				
ECONOMIC DEVELOPMENT		$0.00	$0.00				$0.00	0.000	100.000	0.000
1000 0124	Office Totals:	$0.00	$0.00	$0.00	$3,719.00	$3,719.00				
ASSOCIATION OF AR COUNTIES		$0.00	$0.00				$0.00	0.000	100.000	0.000
1000 0125	Office Totals:	$0.00	$0.00	$0.00	$0.00	$0.00				
INTERFUND TRANSFERS FUND EXPI		$0.00	$0.00				$0.00	0.000	0.000	100.000
1000 0126	Office Totals:	$0.00	$0.00	$0.00	$9,644.30	$9,644.30				
E ARK PLANNING & DEVELOP DIST		$0.00	$0.00				$0.00	0.000	100.000	0.000
1000 0127	Office Totals:	$0.00	$1,279.85	$3,844.80	$30,060.89	$55,000.00				
COBRA & RETIREE HEALTH INSURA		$0.00	$0.00		$28,781.04		$26,218.96	6.991	52.329	47.671
1000 0300	Office Totals:	$0.00	$0.00	$2,188.24	$20,429.72	$32,610.00				
COUNTY HEALTH UNIT		$0.00	$0.00				$12,180.28	6.710	62.649	37.351
1000 0307	Office Totals:	$0.00	$0.00	$0.00	$0.00	$2,000.00				
AMERICAN RED CROSS		$0.00	$0.00				$2,000.00	0.000	0.000	100.000

Craighead

2021 Budget Summary Report

Month: 8 Date Range: 08/01/2021 - 08/31/2021 Fund: 1000 - 6400 Dept: 0001 - 9999 Item: 00 - 9999

Line Item	Description	Month to Date Transfers Appropriations	Year to Date Transfers Appropriations	MTD Expenditures Adj MTD Expend.	YTD Expenditures Adj YTD Expend	Orignial Budget Adj. Budget	Balance Actual Balance	MTD % Used	YTD % Used	% Left
1000 0308	Office Totals:	$0.00	$0.00	$0.00	$5,000.00	$5,000.00				
ST. BERNARDS HEALTHCARE		$0.00	$0.00				$0.00	0.000	100.000	0.000
1000 0400	Office Totals:	$0.00	$0.00	$267,087.43	$2,475,665.56	$3,837,906.82	$1,362,241.26			
COUNTY SHERIFF		$58,763.24	$98,446.36			$3,936,353.18	$1,460,687.62	6.785	62.892	37.108
1000 0401	Office Totals:	$0.00	$0.00	$649.39	$3,486.23	$10,000.00				
CIRCUIT COURT ADMIN- KARA WHIT		$0.00	$0.00				$6,513.77	6.494	34.862	65.138
1000 0402	Office Totals:	$0.00	$0.00	$598.10	$10,128.26	$16,100.00				
TRIAL COURT ADMINISTRATOR I		$0.00	$0.00				$5,971.74	3.715	62.908	37.092
1000 0403	Office Totals:	$0.00	$0.00	$412.14	$6,090.36	$10,000.00				
CIRCUIT COURT COORD II-JUDY R		$0.00	$0.00				$3,909.64	4.121	60.904	39.096
1000 0404	Office Totals:	$0.00	$0.00	$486.84	$2,558.21	$10,000.00				
CIRCUIT COURT COORD III-BRENDA		$0.00	$0.00				$7,441.79	4.868	25.582	74.418
1000 0405	Office Totals:	$0.00	$0.00	$288.31	$4,153.06	$10,000.00				
CIRCUIT COURT COORD IV-APRIL R		$0.00	$0.00				$5,846.94	2.883	41.531	58.469
1000 0406	Office Totals:	$0.00	$0.00	$497.54	$4,250.95	$10,000.00				
CIRCUIT COURT COORD V-JOYCE M		$0.00	$0.00				$5,749.05	4.975	42.510	57.490
1000 0407	Office Totals:	$0.00	$0.00	$1,862.36	$7,929.32	$10,000.00				
TRIAL COURT ADMIN VI		$0.00	$0.00				$2,070.68	18.624	79.293	20.707
1000 0408	Office Totals:	$0.00	$0.00	$463.01	$2,528.63	$10,000.00				
TRAIL COURT ADMIN VII		$0.00	$0.00				$7,471.37	4.630	25.286	74.714
1000 0409	Office Totals:	$0.00	$0.00	$66,259.17	$641,335.83	$1,010,464.35	$369,128.52			
DISTRICT COURT		$0.00	$23,907.32			$1,034,371.67	$393,035.84	6.406	62.002	37.998
1000 0414	Office Totals:	$0.00	$0.00	$34,417.49	$293,179.31	$477,300.73	$184,121.42			
JUVENILE COURT		$0.00	$16,788.95			$494,089.68	$200,910.37	6.966	59.337	40.663
1000 0416	Office Totals:	$0.00	$0.00	$1,416.66	$22,329.89	$61,299.94	$38,970.05			
PROSECUTING ATTORNEY		$0.00	($37,689.32)			$23,610.62	$1,280.73	6.000	94.576	5.424
1000 0418	Office Totals:	$0.00	$0.00	$349,390.82	$3,287,258.13	$5,389,473.76	$2,102,215.63			
COUNTY JAIL		$0.00	$54,545.77			$5,444,019.53	$2,156,761.40	6.418	60.383	39.617
1000 0419	Office Totals:	$0.00	$0.00	$18,806.18	$94,663.10	$162,888.19	$68,225.09			
COUNTY CORONER		$0.00	$11,707.78			$174,595.97	$79,932.87	10.771	54.218	45.782
1000 0420	Office Totals:	$0.00	$0.00	$490.00	$2,309.55	$7,319.58				
CONSTABLE		$0.00	$0.00				$5,010.03	6.694	31.553	68.447
1000 0422	Office Totals:	$0.00	$0.00	$36,469.96	$289,837.94	$474,419.50	$184,581.56			
CIRCUIT COURT		$0.00	$70,134.92			$544,554.42	$254,716.48	6.697	53.225	46.775
1000 0424	Office Totals:	$0.00	$0.00	$13,605.14	$109,988.00	$172,466.12	$62,478.12			
DRUG TASK FORCE		$0.00	$3,240.00			$175,706.12	$65,718.12	7.743	62.598	37.402
1000 0425	Office Totals:	$0.00	$0.00	$18,234.72	$197,467.99	$261,479.17	$64,011.18			
DEP PROSECUTING ATTORNEY		$0.00	$3,443.48			$264,922.65	$67,454.66	6.883	74.538	25.462
1000 0435	Office Totals:	$0.00	$0.00	$16,547.64	$142,489.85	$218,219.53	$75,729.68			
VICTIM WITNESS ASSISTANCE		$0.00	$6,518.47			$224,738.00	$82,248.15	7.363	63.403	36.597
1000 0500	Office Totals:	$0.00	$0.00	$9,599.57	$95,951.22	$171,581.79				

Craighead

2021 Budget Summary Report

Month: 8 Date Range: 08/01/2021 - 08/31/2021 Fund: 1000 - 6400 Dept: 0001 - 9999 Item: 00 - 9999

Line Item	Description	Month to Date Transfers Appropriations	Year to Date Transfers Appropriations	MTD Expenditures Adj MTD Expend.	YTD Expenditures Adj YTD Expend	Orignial Budget Adj. Budget	Balance Actual Balance	MTD % Used	YTD % Used	% Left
OFFICE OF EMERG MANAGEMENT		$0.00	$0.00				$75,630.57	5.595	55.922	44.078
1000 0800	Office Totals:	$0.00	$0.00	$6,941.27	$53,893.78	$88,474.07	$34,580.29			
VETERANS SERVICE		$0.00	$3,229.79			$91,703.86	$37,810.08	7.569	58.769	41.231
1000 0801	Office Totals:	$0.00	$0.00	$784.58	$66,440.81	$130,897.00				
COUNTY EXTENSION OFFICE		$0.00	$0.00				$64,456.19	0.599	50.758	49.242
1000 0802	Office Totals:	$0.00	$0.00	$0.00	$1,250.00	$10,000.00				
PAUPERS AND WELFARE		$0.00	$0.00				$8,750.00	0.000	12.500	87.500
1000 0804	Office Totals:	$0.00	$0.00	$0.00	$0.00	$1,111.50				
CONSOLIDATED YOUTH SERVICES		$0.00	$0.00				$1,111.50	0.000	0.000	100.000
1000 0805	Office Totals:	$0.00	$0.00	$0.00	$0.00	$2,500.00				
SENIOR CITIZENS		$0.00	$0.00				$2,500.00	0.000	0.000	100.000
1000 0808	Office Totals:	$0.00	$0.00	$0.00	$0.00	$5,000.00				
DISABLED AMERICAN VETERENS		$0.00	$0.00				$5,000.00	0.000	0.000	100.000
1000 8888	Office Totals:	$0.00	$0.00	$0.00	$0.00	$0.00				
INTERFUND TRANSFER		$0.00	$0.00				$0.00	0.000	0.000	100.000
1000	Fund Totals:	$0.00	$10,293.42	$1,164,222.41	$10,618,115.14	$17,160,553.88	$6,552,732.16			
COUNTY GENERAL		$58,763.24	$303,180.39		$10,607,821.72	$17,463,734.27	$6,855,912.55	6.667	60.742	39.258
1005 0113	Office Totals:	$0.00	$0.00	$0.00	$0.00	$0.00	$0.00			
FINANCIAL MANAGEMENT		$15,000.00	$15,000.00			$15,000.00	$15,000.00	0.000	0.000	100.000
1005	Fund Totals:	$0.00	$0.00	$0.00	$0.00	$0.00	$0.00			
CORONAVIRUS RELIEF FUND		$15,000.00	$15,000.00			$15,000.00	$15,000.00	0.000	0.000	100.000
1888 0500	Office Totals:	$0.00	$0.00	$0.00	$0.00	$0.00	$0.00			
AWIN COMMUNICATIONS UPGRADE		$450,000.00	$450,000.00			$450,000.00	$450,000.00	0.000	0.000	100.000
1888 8888	Office Totals:	$0.00	$0.00	$0.00	$0.00	$0.00				
FUND TO FUND TRANSFERS		$0.00	$0.00				$0.00	0.000	0.000	100.000
1888	Fund Totals:	$0.00	$0.00	$0.00	$0.00	$0.00	$0.00			
AWIN INFRASTRUCTURE FUND		$450,000.00	$450,000.00			$450,000.00	$450,000.00	0.000	0.000	100.000
1890 8888	Office Totals:	$0.00	$0.00	$0.00	$0.00	$0.00				
INTERFUND TRANSFERS		$0.00	$0.00				$0.00	0.000	0.000	100.000
1890	Fund Totals:	$0.00	$0.00	$0.00	$0.00	$0.00				
JACOB KADE HOLLIDAY RESTITUTION		$0.00	$0.00				$0.00	0.000	0.000	100.000
1892 0127	Office Totals:	$0.00	$0.00	$0.00	$0.00	$580,700.00				
CONSTRUCTION (GENERAL REVENU		$0.00	$0.00				$580,700.00	0.000	0.000	100.000
1892 8888	Office Totals:	$0.00	$0.00	$0.00	$0.00	$0.00				
INTERFUND TRANSFER		$0.00	$0.00				$0.00	0.000	0.000	100.000
1892	Fund Totals:	$0.00	$0.00	$0.00	$0.00	$580,700.00				
CAPITAL ACCOUNT FUND		$0.00	$0.00				$580,700.00	0.000	0.000	100.000
2000 0200	Office Totals:	$0.00	$0.00	$604,561.51	$4,083,517.08	$7,923,916.02	$3,840,398.94			
ROAD DEPARTMENT (SPECIAL REV)		$0.00	$6,836.12			$7,930,752.14	$3,847,235.06	7.623	51.490	48.510
2000 8888	Office Totals:	$0.00	$0.00	$0.00	$0.00	$0.00				
INTERFUND TRANSFER		$0.00	$0.00				$0.00	0.000	0.000	100.000

Craighead

2021 Budget Summary Report

Month: 8 Date Range: 08/01/2021 - 08/31/2021 Fund: 1000 - 6400 Dept: 0001 - 9999 Item: 00 - 9999

Line Item	Description	Month to Date Transfers Appropriations	Year to Date Transfers Appropriations	MTD Expenditures Adj MTD Expend.	YTD Expenditures Adj YTD Expend	Orignial Budget Adj. Budget	Balance Actual Balance	MTD % Used	YTD % Used	% Left
2000	Fund Totals:	$0.00	$0.00	$604,561.51	$4,083,517.08	$7,923,916.02	$3,840,398.94			
COUNTY ROAD DEPARTMENT FUND		$0.00	$6,836.12			$7,930,752.14	$3,847,235.06	7.623	51.490	48.510
2003 0200	Office Totals:	$0.00	$0.00	$0.00	$300,000.00	$300,000.00				
SPECIAL MOTOR FUEL TAX		$0.00	$0.00				$0.00	0.000	100.000	0.000
2003 8888	Office Totals:	$0.00	$0.00	$0.00	$0.00	$0.00				
INTERFUND TRANSFER		$0.00	$0.00				$0.00	0.000	0.000	100.000
2003	Fund Totals:	$0.00	$0.00	$0.00	$300,000.00	$300,000.00				
ADDITIONAL MOTOR FUEL TAX FUND		$0.00	$0.00				$0.00	0.000	100.000	0.000
3000 0103	Office Totals:	$0.00	$0.00	$10,205.60	$80,446.00	$133,030.12	$52,584.12			
TREASURER (SPECIAL REV)(21-6-30		$0.00	$4,325.52			$137,355.64	$56,909.64	7.430	58.568	41.432
3000 8888	Office Totals:	$0.00	$0.00	$0.00	$0.00	$0.00				
INTERFUND TRANSFER		$0.00	$0.00				$0.00	0.000	0.000	100.000
3000	Fund Totals:	$0.00	$0.00	$10,205.60	$80,446.00	$133,030.12	$52,584.12			
COUNTY TREASURER AUTOMATION F		$0.00	$4,325.52			$137,355.64	$56,909.64	7.430	58.568	41.432
3001 0104	Office Totals:	$0.00	($9,013.57)	$28,347.30	$266,480.54	$442,070.66	$166,576.55			
COUNTY COLLECTOR (SPECIAL REV		$0.00	$5,877.17		$275,494.11	$447,947.83	$172,453.72	6.328	61.501	38.499
3001 8888	Office Totals:	$0.00	$0.00	$0.00	$0.00	$0.00				
INTERFUND TRANSFER		$0.00	$0.00				$0.00	0.000	0.000	100.000
3001	Fund Totals:	$0.00	($9,013.57)	$28,347.30	$266,480.54	$442,070.66	$166,576.55			
COUNTY COLLECTOR AUTOMATION F		$0.00	$5,877.17		$275,494.11	$447,947.83	$172,453.72	6.328	61.501	38.499
3002 0422	Office Totals:	$0.00	$0.00	$2,244.52	$23,304.30	$67,530.07	$44,225.77			
CIRCUIT COURT (SPECIAL REV)(16-1		$0.00	$202,515.66			$270,045.73	$246,741.43	0.831	8.630	91.370
3002 8888	Office Totals:	$0.00	$0.00	$0.00	$0.00	$0.00				
INTERFUND TRANSFER		$0.00	$0.00				$0.00	0.000	0.000	100.000
3002	Fund Totals:	$0.00	$0.00	$2,244.52	$23,304.30	$67,530.07	$44,225.77			
CIRCUIT COURT AUTOMATION (ACT12		$0.00	$202,515.66			$270,045.73	$246,741.43	0.831	8.630	91.370
3003 0409	Office Totals:	$0.00	$0.00	$887.10	$54,114.34	$84,775.00				
DISTRICT COURT (SPECIAL REV)(16-		$0.00	$0.00				$30,660.66	1.046	63.833	36.167
3003 8888	Office Totals:	$0.00	$0.00	$0.00	$0.00	$0.00				
INTERFUND TRANSFER		$0.00	$0.00				$0.00	0.000	0.000	100.000
3003	Fund Totals:	$0.00	$0.00	$887.10	$54,114.34	$84,775.00				
WD DISTRICT COURT AUTOMATION FU		$0.00	$0.00				$30,660.66	1.046	63.833	36.167
3004 0105	Office Totals:	$0.00	$0.00	$0.00	$10,000.00	$34,070.00				
COUNTY ASSESSOR (SPECIAL REV		$0.00	$0.00				$24,070.00	0.000	29.351	70.649
3004 8888	Office Totals:	$0.00	$0.00	$0.00	$0.00	$0.00				
INTERFUND TRANSFER		$0.00	$0.00				$0.00	0.000	0.000	100.000
3004	Fund Totals:	$0.00	$0.00	$0.00	$10,000.00	$34,070.00				
ASSESSORS AMENDMENT NO. 79 FUN		$0.00	$0.00				$24,070.00	0.000	29.351	70.649
3005 0101	Office Totals:	$0.00	$0.00	$831.62	$38,472.36	$67,060.00				
COUNTY CLERK (SPECIAL REV)(21-6		$0.00	$0.00				$28,587.64	1.240	57.370	42.630

Craighead

2021 Budget Summary Report

Month: 8 Date Range: 08/01/2021 - 08/31/2021 Fund: 1000 - 6400 Dept: 0001 - 9999 Item: 00 - 9999

Line Item	Description	Month to Date Transfers Appropriations	Year to Date Transfers Appropriations	MTD Expenditures Adj MTD Expend.	YTD Expenditures Adj YTD Expend	Orignial Budget Adj. Budget	Balance Actual Balance	MTD % Used	YTD % Used	% Left
3005 8888	Office Totals:	$0.00	$0.00	$0.00	$0.00	$0.00				
INTERFUND TRANSFER		$0.00	$0.00				$0.00	0.000	0.000	100.000
3005	Fund Totals:	$0.00	$0.00	$831.62	$38,472.36	$67,060.00				
COUNTY CLERK COST FUND		$0.00	$0.00				$28,587.64	1.240	57.370	42.630
3006 0102	Office Totals:	$0.00	($1,279.85)	$52,065.96	$522,887.52	$1,002,137.13	$477,969.76			
CIRCUIT CLERK (SPECIAL REV)(21-6		$0.00	($105,446.20)		$524,167.37	$896,690.93	$372,523.56	5.806	58.456	41.544
3006 8888	Office Totals:	$0.00	$0.00	$0.00	$0.00	$0.00				
INTERFUND TRANSFER		$0.00	$0.00				$0.00	0.000	0.000	100.000
3006	Fund Totals:	$0.00	($1,279.85)	$52,065.96	$522,887.52	$1,002,137.13	$477,969.76			
CIRCUIT CLERK RECORDER COST FUI		$0.00	($105,446.20)		$524,167.37	$896,690.93	$372,523.56	5.806	58.456	41.544
3008 0603	Office Totals:	$0.00	$0.00	$17,531.31	$547,672.76	$1,076,666.00				
CRAIGHEAD COUNTY PUBLIC LIBRA		$0.00	$0.00				$528,993.24	1.628	50.867	49.133
3008 8888	Office Totals:	$0.00	$0.00	$0.00	$0.00	$0.00				
INTERFUND TRANSFER		$0.00	$0.00				$0.00	0.000	0.000	100.000
3008	Fund Totals:	$0.00	$0.00	$17,531.31	$547,672.76	$1,076,666.00				
CRAIGHEAD COUNTY PUBLIC LIBRAR'		$0.00	$0.00				$528,993.24	1.628	50.867	49.133
3012 0102	Office Totals:	$0.00	$0.00	$0.00	$545.94	$8,430.00	$7,884.06			
CIRCUIT CLERK (SPEC REV)(20% AU		$0.00	($10.00)			$8,420.00	$7,874.06	0.000	6.484	93.516
3012 8888	Office Totals:	$0.00	$0.00	$0.00	$0.00	$0.00				
INTERFUND TRANSFER		$0.00	$0.00				$0.00	0.000	0.000	100.000
3012	Fund Totals:	$0.00	$0.00	$0.00	$545.94	$8,430.00	$7,884.06			
CIRCUIT CLERK CHILD SUPPORT COS		$0.00	($10.00)			$8,420.00	$7,874.06	0.000	6.484	93.516
3014 0400	Office Totals:	$0.00	$0.00	$2,360.65	$133,891.58	$205,834.00				
SHER (SPEC REV) UP TO 50% JAIL M		$0.00	$0.00				$71,942.42	1.147	65.048	34.952
3014 8888	Office Totals:	$0.00	$0.00	$0.00	$0.00	$0.00				
INTERFUND TRANSFER		$0.00	$0.00				$0.00	0.000	0.000	100.000
3014	Fund Totals:	$0.00	$0.00	$2,360.65	$133,891.58	$205,834.00				
SHERIFF COMMUNICATION FACILITY /		$0.00	$0.00				$71,942.42	1.147	65.048	34.952
3015 0400	Office Totals:	$0.00	$0.00	$0.00	$0.00	$10,500.00				
SHERIFF (SPECIAL REV)(5-64-505)		$0.00	$0.00				$10,500.00	0.000	0.000	100.000
3015 8888	Office Totals:	$0.00	$0.00	$0.00	$0.00	$0.00				
INTERFUND TRANSFER		$0.00	$0.00				$0.00	0.000	0.000	100.000
3015	Fund Totals:	$0.00	$0.00	$0.00	$0.00	$10,500.00				
SHERIFF DRUG CONTROL FUND		$0.00	$0.00				$10,500.00	0.000	0.000	100.000
3017 0418	Office Totals:	$0.00	$0.00	$31,890.16	$178,130.12	$343,491.00				
COUNTY JAIL (SPECIAL REVENUE)(1		$0.00	$0.00				$165,360.88	9.284	51.859	48.141
3017 8888	Office Totals:	$0.00	$0.00	$0.00	$0.00	$0.00				
INTERFUND TRANSFER		$0.00	$0.00				$0.00	0.000	0.000	100.000
3017	Fund Totals:	$0.00	$0.00	$31,890.16	$178,130.12	$343,491.00				
COUNTY JAIL OPERATION AND MAINT		$0.00	$0.00				$165,360.88	9.284	51.859	48.141

Craighead

2021 Budget Summary Report

Month: 8 Date Range: 08/01/2021 - 08/31/2021 Fund: 1000 - 6400 Dept: 0001 - 9999 Item: 00 - 9999

Line Item	Description	Month to Date Transfers Appropriations	Year to Date Transfers Appropriations	MTD Expenditures Adj MTD Expend.	YTD Expenditures Adj YTD Expend	Orignial Budget Adj. Budget	Balance Actual Balance	MTD % Used	YTD % Used	% Left
3018 0418	Office Totals:	$0.00	$0.00	$0.00	$0.00	$18,000.00				
CONSTRUCTION-OPERATION (SPEC		$0.00	$0.00				$18,000.00	0.000	0.000	100.000
3018 8888	Office Totals:	$0.00	$0.00	$0.00	$0.00	$0.00				
INTERFUND TRANSFER		$0.00	$0.00				$0.00	0.000	0.000	100.000
3018	Fund Totals:	$0.00	$0.00	$0.00	$0.00	$18,000.00				
COUNTY DETENTION FACILITY FUND		$0.00	$0.00				$18,000.00	0.000	0.000	100.000
3019 0400	Office Totals:	$0.00	$0.00	$455.79	$1,106.79	$40,020.00				
SHERIFF (SPECIAL REV)(27-101-110)		$0.00	$0.00				$38,913.21	1.139	2.766	97.234
3019 8888	Office Totals:	$0.00	$0.00	$0.00	$0.00	$0.00				
INTERFUND TRANSFER		$0.00	$0.00				$0.00	0.000	0.000	100.000
3019	Fund Totals:	$0.00	$0.00	$455.79	$1,106.79	$40,020.00				
SHERIFF BOATING SAFETY FUND		$0.00	$0.00				$38,913.21	1.139	2.766	97.234
3020 0501	Office Totals:	$0.00	$0.00	$3,336.29	$25,822.36	$40,500.00				
911 EMERGENCY SERVICES (SPECI		$0.00	$0.00				$14,677.64	8.238	63.759	36.241
3020 8888	Office Totals:	$0.00	$0.00	$0.00	$0.00	$0.00				
INTERFUND TRANSFER		$0.00	$0.00				$0.00	0.000	0.000	100.000
3020	Fund Totals:	$0.00	$0.00	$3,336.29	$25,822.36	$40,500.00				
EMERGENCY 911 SERVICES FUND		$0.00	$0.00				$14,677.64	8.238	63.759	36.241
3022 0400	Office Totals:	$0.00	$0.00	$0.00	$0.00	$49,500.00				
SHERIFF (SPECIAL REV)(27-22-103)		$0.00	$0.00				$49,500.00	0.000	0.000	100.000
3022 8888	Office Totals:	$0.00	$0.00	$0.00	$0.00	$0.00				
INTERFUND TRANSFER		$0.00	$0.00				$0.00	0.000	0.000	100.000
3022	Fund Totals:	$0.00	$0.00	$0.00	$0.00	$49,500.00				
SHERIFF EMERGENCY VEHICLE FUND		$0.00	$0.00				$49,500.00	0.000	0.000	100.000
3026 0417	Office Totals:	$0.00	$0.00	$7,295.84	$57,818.45	$106,115.82	$48,297.37			
PUBLIC DEFENDER (SPECIAL REV)(		$0.00	$1,744.60			$107,860.42	$50,041.97	6.764	53.605	46.395
3026 8888	Office Totals:	$0.00	$0.00	$0.00	$0.00	$0.00				
INTERFUND TRANSFER		$0.00	$0.00				$0.00	0.000	0.000	100.000
3026	Fund Totals:	$0.00	$0.00	$7,295.84	$57,818.45	$106,115.82	$48,297.37			
PUBLIC DEF INDIGENT CRIMINAL DEF		$0.00	$1,744.60			$107,860.42	$50,041.97	6.764	53.605	46.395
3028 0422	Office Totals:	$0.00	$0.00	$0.00	$113.32	$1,200.00				
CIRCUIT DRUG CT FEE FD (SPEC RE		$0.00	$0.00				$1,086.68	0.000	9.443	90.557
3028 8888	Office Totals:	$0.00	$0.00	$0.00	$0.00	$0.00				
INTERFUND TRANSFER		$0.00	$0.00				$0.00	0.000	0.000	100.000
3028	Fund Totals:	$0.00	$0.00	$0.00	$113.32	$1,200.00				
ADULT DRUG COURT FEE FUND		$0.00	$0.00				$1,086.68	0.000	9.443	90.557
3029 0409	Office Totals:	$0.00	$0.00	$0.00	$0.00	$2,040.00				
DISTRICT COURT (SPECIAL REV)(27-		$0.00	$0.00				$2,040.00	0.000	0.000	100.000
3029 8888	Office Totals:	$0.00	$0.00	$0.00	$0.00	$0.00				
INTERFUND TRANSFER		$0.00	$0.00				$0.00	0.000	0.000	100.000

Craighead

2021 Budget Summary Report

Month: 8 Date Range: 08/01/2021 - 08/31/2021 Fund: 1000 - 6400 Dept: 0001 - 9999 Item: 00 - 9999

Line Item	Description	Month to Date Transfers Appropriations	Year to Date Transfers Appropriations	MTD Expenditures Adj MTD Expend.	YTD Expenditures Adj YTD Expend	Orignial Budget Adj. Budget	Balance Actual Balance	MTD % Used	YTD % Used	% Left
3029	Fund Totals:	$0.00	$0.00	$0.00	$0.00	$2,040.00				
DISTRICT COURT PUBLIC SAFETY FUN		$0.00	$0.00				$2,040.00	0.000	0.000	100.000
3031 0414	Office Totals:	$0.00	$0.00	$1,536.95	$7,315.53	$27,780.95				
JUVENILE COURT (SPECIAL REV)(16		$0.00	$0.00				$20,465.42	5.532	26.333	73.667
3031 8888	Office Totals:	$0.00	$0.00	$0.00	$0.00	$0.00				
INTERFUND TRANSFER		$0.00	$0.00				$0.00	0.000	0.000	100.000
3031	Fund Totals:	$0.00	$0.00	$1,536.95	$7,315.53	$27,780.95				
JUVENILE COURT PROBATION FEE FU		$0.00	$0.00				$20,465.42	5.532	26.333	73.667
3039 0102	Office Totals:	$0.00	$0.00	$0.00	$410.00	$6,350.00	$5,940.00			
COMMISIONED REAL-ESTATE SALES		$0.00	($750.00)			$5,600.00	$5,190.00	0.000	7.321	92.679
3039 8888	Office Totals:	$0.00	$0.00	$0.00	$0.00	$0.00				
INTERFUND TRANSFER		$0.00	$0.00				$0.00	0.000	0.000	100.000
3039	Fund Totals:	$0.00	$0.00	$0.00	$410.00	$6,350.00	$5,940.00			
CIRCUIT CLERK COMMISSION FEE FU		$0.00	($750.00)			$5,600.00	$5,190.00	0.000	7.321	92.679
3042 0105	Office Totals:	$0.00	$0.00	$0.00	$2,799.30	$12,040.00				
COUNTY ASSESSOR		$0.00	$0.00				$9,240.70	0.000	23.250	76.750
3042 8888	Office Totals:	$0.00	$0.00	$0.00	$0.00	$0.00				
INTERFUND TRANSFER		$0.00	$0.00				$0.00	0.000	0.000	100.000
3042	Fund Totals:	$0.00	$0.00	$0.00	$2,799.30	$12,040.00				
ASSESSOR'S LATE ASSESSMENT FEE		$0.00	$0.00				$9,240.70	0.000	23.250	76.750
3045 0409	Office Totals:	$0.00	$0.00	$27.99	$328.68	$800.00				
DISTRICT COURT SPECIALTY COUR		$0.00	$0.00				$471.32	3.499	41.085	58.915
3045 8888	Office Totals:	$0.00	$0.00	$0.00	$0.00	$0.00				
INTERFUND TRANSFER		$0.00	$0.00				$0.00	0.000	0.000	100.000
3045	Fund Totals:	$0.00	$0.00	$27.99	$328.68	$800.00				
DISTRICT COURT SPECIALTY COURT I		$0.00	$0.00				$471.32	3.499	41.085	58.915
3414 0414	Office Totals:	$0.00	$0.00	$234.36	$1,368.07	$1,450.00				
JUVENILE DRUG COURT FEE FUND(		$0.00	$0.00				$81.93	16.163	94.350	5.650
3414 8888	Office Totals:	$0.00	$0.00	$0.00	$0.00	$0.00				
INTERFUND TRANSFER		$0.00	$0.00				$0.00	0.000	0.000	100.000
3414	Fund Totals:	$0.00	$0.00	$234.36	$1,368.07	$1,450.00				
JUVENILE DRUG COURT FEE FUND		$0.00	$0.00				$81.93	16.163	94.350	5.650
3490 0400	Office Totals:	$0.00	$0.00	$0.00	$1,124.50	$12,500.00				
SHERIFF (SPECIAL REV)		$0.00	$0.00				$11,375.50	0.000	8.996	91.004
3490 8888	Office Totals:	$0.00	$0.00	$0.00	$0.00	$0.00				
INTERFUND TRANSFER		$0.00	$0.00				$0.00	0.000	0.000	100.000
3490	Fund Totals:	$0.00	$0.00	$0.00	$1,124.50	$12,500.00				
SHERIFF DRUG ABUSE RESISTANCE E		$0.00	$0.00				$11,375.50	0.000	8.996	91.004
3492 0400	Office Totals:	$0.00	$0.00	$0.00	$0.00	$15,000.00				
SHERIFF (SPECIAL REV)		$0.00	$0.00				$15,000.00	0.000	0.000	100.000

Craighead

2021 Budget Summary Report

Month: 8 Date Range: 08/01/2021 - 08/31/2021 Fund: 1000 - 6400 Dept: 0001 - 9999 Item: 00 - 9999

Line Item	Description	Month to Date Transfers Appropriations	Year to Date Transfers Appropriations	MTD Expenditures Adj MTD Expend.	YTD Expenditures Adj YTD Expend	Orignial Budget Adj. Budget	Balance Actual Balance	MTD % Used	YTD % Used	% Left
3492 8888	Office Totals:	$0.00	$0.00	$0.00	$0.00	$0.00				
INTERFUND TRANSFER		$0.00	$0.00				$0.00	0.000	0.000	100.000
3492	Fund Totals:	$0.00	$0.00	$0.00	$0.00	$15,000.00				
SHERIFF FEDERAL DRUG FORFEITUR		$0.00	$0.00				$15,000.00	0.000	0.000	100.000
3494 0409	Office Totals:	$0.00	$0.00	$136.81	$692.76	$6,430.00				
DISTRICT COURT (SPECIAL REV)(16-		$0.00	$0.00				$5,737.24	2.128	10.774	89.226
3494 8888	Office Totals:	$0.00	$0.00	$0.00	$0.00	$0.00				
INTERFUND TRANSFER		$0.00	$0.00				$0.00	0.000	0.000	100.000
3494	Fund Totals:	$0.00	$0.00	$136.81	$692.76	$6,430.00				
ED DISTRICT COURT AUTOMATION FU		$0.00	$0.00				$5,737.24	2.128	10.774	89.226
3498 8888	Office Totals:	$0.00	$0.00	$0.00	$0.00	$0.00				
INTERFUND TRANSFER		$0.00	$0.00				$0.00	0.000	0.000	100.000
3498	Fund Totals:	$0.00	$0.00	$0.00	$0.00	$0.00				
COUNTY JAIL FUND		$0.00	$0.00				$0.00	0.000	0.000	100.000
3501 0418	Office Totals:	$0.00	$0.00	$0.00	$26,683.51	$31,167.00				
COUNTY JAIL		$0.00	$0.00				$4,483.49	0.000	85.615	14.385
3501 8888	Office Totals:	$0.00	$0.00	$0.00	$0.00	$0.00				
INTERFUND TRANSFER		$0.00	$0.00				$0.00	0.000	0.000	100.000
3501	Fund Totals:	$0.00	$0.00	$0.00	$26,683.51	$31,167.00				
JUVENILE DETENTION FACILITIES GR		$0.00	$0.00				$4,483.49	0.000	85.615	14.385
3504 0422	Office Totals:	$0.00	$0.00	$0.00	$0.00	$570.00				
DRUG COURT GRANT FUND		$0.00	$0.00				$570.00	0.000	0.000	100.000
3504 8888	Office Totals:	$0.00	$0.00	$0.00	$0.00	$0.00				
INTERFUND TRANSFER		$0.00	$0.00				$0.00	0.000	0.000	100.000
3504	Fund Totals:	$0.00	$0.00	$0.00	$0.00	$570.00				
ADULT DRUG COURT GRANT FUND		$0.00	$0.00				$570.00	0.000	0.000	100.000
3539 0200	Office Totals:	$0.00	$0.00	$0.00	$0.00	$0.00	$0.00			
CULVERTS REPLACED WITH BRIDGI		$169,403.65	$169,403.65			$169,403.65	$169,403.65	0.000	0.000	100.000
3539 8888	Office Totals:	$0.00	$0.00	$0.00	$0.00	$0.00				
FUND TO FUND TRANSFERS		$0.00	$0.00				$0.00	0.000	0.000	100.000
3539	Fund Totals:	$0.00	$0.00	$0.00	$0.00	$0.00	$0.00			
STATE HAZARD MITIGATION CR 7628 &		$169,403.65	$169,403.65			$169,403.65	$169,403.65	0.000	0.000	100.000
3540 0500	Office Totals:	$0.00	$0.00	$0.00	$0.00	$0.00	$0.00			
HAZARD MITIGATION PLAN UPDATE		$0.00	$35,000.00			$35,000.00	$35,000.00	0.000	0.000	100.000
3540 8888	Office Totals:	$0.00	$0.00	$0.00	$0.00	$0.00				
FUND TO FUND TRANSFERS		$0.00	$0.00				$0.00	0.000	0.000	100.000
3540	Fund Totals:	$0.00	$0.00	$0.00	$0.00	$0.00	$0.00			
FEMA HAZARD MITIGATION GRANT		$0.00	$35,000.00			$35,000.00	$35,000.00	0.000	0.000	100.000
3541 0800	Office Totals:	$0.00	$0.00	$0.00	$19,954.26	$0.00	($19,954.26)			
VETERANS CARES GRANT		$0.00	$19,954.33			$19,954.33	$0.07	0.000	100.000	0.000

Craighead

2021 Budget Summary Report

Month: 8 Date Range: 08/01/2021 - 08/31/2021 Fund: 1000 - 6400 Dept: 0001 - 9999 Item: 00 - 9999

Line Item	Description	Month to Date Transfers Appropriations	Year to Date Transfers Appropriations	MTD Expenditures Adj MTD Expend.	YTD Expenditures Adj YTD Expend	Orignial Budget Adj. Budget	Balance Actual Balance	MTD % Used	YTD % Used	% Left
3541 8888	Office Totals:	$0.00	$0.00	$0.00	$0.00	$0.00				
FUND TO FUND TRANSFER		$0.00	$0.00				$0.00	0.000	0.000	100.000
3541	Fund Totals:	$0.00	$0.00	$0.00	$19,954.26	$0.00	($19,954.26)			
DHS VETERANS CARES ACT GRANT		$0.00	$19,954.33			$19,954.33	$0.07	0.000	100.000	0.000
3542 0101	Office Totals:	$0.00	$0.00	$0.00	$1,000.00	$0.00	($1,000.00)			
COUNTY CLERK BLUE & YOU GRAN		$0.00	$1,000.00			$1,000.00	$0.00	0.000	100.000	0.000
3542 8888	Office Totals:	$0.00	$0.00	$0.00	$0.00	$0.00				
INTERFUND TRANSFER		$0.00	$0.00				$0.00	0.000	0.000	100.000
3542	Fund Totals:	$0.00	$0.00	$0.00	$1,000.00	$0.00	($1,000.00)			
BLUE & YOU FOUNDATION MINI-GRAN		$0.00	$1,000.00			$1,000.00	$0.00	0.000	100.000	0.000
3543 0414	Office Totals:	$0.00	$0.00	$0.00	$1,000.00	$0.00	($1,000.00)			
JUVENILE DEPT BLUE & YOU GRAN		$0.00	$1,000.00			$1,000.00	$0.00	0.000	100.000	0.000
3543 8888	Office Totals:	$0.00	$0.00	$0.00	$0.00	$0.00				
INTERFUND TRANSFER		$0.00	$0.00				$0.00	0.000	0.000	100.000
3543	Fund Totals:	$0.00	$0.00	$0.00	$1,000.00	$0.00	($1,000.00)			
BLUE & YOU FOUNDATION MINI-GRAN		$0.00	$1,000.00			$1,000.00	$0.00	0.000	100.000	0.000
3544 0108	Office Totals:	$0.00	$0.00	$0.00	$1,000.00	$0.00	($1,000.00)			
MAINTENANCE DEPT BLUE & YOU G		$0.00	$1,000.00			$1,000.00	$0.00	0.000	100.000	0.000
3544 8888	Office Totals:	$0.00	$0.00	$0.00	$0.00	$0.00				
INTERFUND TRANSFER		$0.00	$0.00				$0.00	0.000	0.000	100.000
3544	Fund Totals:	$0.00	$0.00	$0.00	$1,000.00	$0.00	($1,000.00)			
BLUE & YOU FOUNDATION MINI-GRAN		$0.00	$1,000.00			$1,000.00	$0.00	0.000	100.000	0.000
3545 0417	Office Totals:	$0.00	$0.00	$0.00	$1,000.00	$0.00	($1,000.00)			
PUBLIC DEFENDER BLUE & YOU GR		$0.00	$1,000.00			$1,000.00	$0.00	0.000	100.000	0.000
3545 8888	Office Totals:	$0.00	$0.00	$0.00	$0.00	$0.00				
INTERFUND TRANSFER		$0.00	$0.00				$0.00	0.000	0.000	100.000
3545	Fund Totals:	$0.00	$0.00	$0.00	$1,000.00	$0.00	($1,000.00)			
BLUE & YOU FOUNDATION MINI-GRAN		$0.00	$1,000.00			$1,000.00	$0.00	0.000	100.000	0.000
3546 0200	Office Totals:	$0.00	$0.00	$0.00	$1,000.00	$0.00	($1,000.00)			
ROAD DEPT BLUE & YOU GRANT		$0.00	$1,000.00			$1,000.00	$0.00	0.000	100.000	0.000
3546 8888	Office Totals:	$0.00	$0.00	$0.00	$0.00	$0.00				
INTERFUND TRANSFER		$0.00	$0.00				$0.00	0.000	0.000	100.000
3546	Fund Totals:	$0.00	$0.00	$0.00	$1,000.00	$0.00	($1,000.00)			
BLUE & YOU FOUNDATION MINI-GRAN		$0.00	$1,000.00			$1,000.00	$0.00	0.000	100.000	0.000
3548 0503	Office Totals:	$0.00	$0.00	$0.00	$73.45	$0.00	($73.45)			
GRANTS IN AID (CYCLE 1 FISCAL 20		$0.00	$29,990.00			$29,990.00	$29,916.55	0.000	0.245	99.755
3548 8888	Office Totals:	$0.00	$0.00	$0.00	$0.00	$0.00				
INTERFUND TRANSFER		$0.00	$0.00				$0.00	0.000	0.000	100.000
3548	Fund Totals:	$0.00	$0.00	$0.00	$73.45	$0.00	($73.45)			
RURAL COMM GRANT PROGRAM /SOL		$0.00	$29,990.00			$29,990.00	$29,916.55	0.000	0.245	99.755

Craighead

2021 Budget Summary Report

Month: 8 Date Range: 08/01/2021 - 08/31/2021 Fund: 1000 - 6400 Dept: 0001 - 9999 Item: 00 - 9999

Line Item	Description	Month to Date Transfers Appropriations	Year to Date Transfers Appropriations	MTD Expenditures Adj MTD Expend.	YTD Expenditures Adj YTD Expend	Orignial Budget Adj. Budget	Balance Actual Balance	MTD % Used	YTD % Used	% Left
3549 0409	Office Totals:	$0.00	$0.00	$21,419.21	$51,803.05	$166,667.00				
DISTRICT COURT STAR/DWI SOBRIE		$0.00	$0.00				$114,863.95	12.852	31.082	68.918
3549 8888	Office Totals:	$0.00	$0.00	$0.00	$0.00	$0.00				
INTERFUND TRANSFER		$0.00	$0.00				$0.00	0.000	0.000	100.000
3549	Fund Totals:	$0.00	$0.00	$21,419.21	$51,803.05	$166,667.00				
CRAIGHEAD COUNTY STAR COURT GF		$0.00	$0.00				$114,863.95	12.852	31.082	68.918
3551 0200	Office Totals:	$0.00	$0.00	$0.00	$0.00	$76,085.10				
CONCRETE BOX CULVERTS CR 780		$0.00	$0.00				$76,085.10	0.000	0.000	100.000
3551 8888	Office Totals:	$0.00	$0.00	$0.00	$0.00	$0.00				
INTERFUND TRANSFER		$0.00	$0.00				$0.00	0.000	0.000	100.000
3551	Fund Totals:	$0.00	$0.00	$0.00	$0.00	$76,085.10				
HAZARD MITIGATION PROJECT CR 78(		$0.00	$0.00				$76,085.10	0.000	0.000	100.000
3553 0422	Office Totals:	$0.00	$0.00	$0.00	$550.86	$9,182.40				
DRUG COURT GRANT (SPECIAL RE\		$0.00	$0.00				$8,631.54	0.000	5.999	94.001
3553 8888	Office Totals:	$0.00	$0.00	$0.00	$0.00	$0.00				
INTERFUND TRANSFER		$0.00	$0.00				$0.00	0.000	0.000	100.000
3553	Fund Totals:	$0.00	$0.00	$0.00	$550.86	$9,182.40				
Y20 ACCOUNTABILITY COURT GRANT		$0.00	$0.00				$8,631.54	0.000	5.999	94.001
3555 0109	Office Totals:	$0.00	$0.00	$0.00	$34,375.98	$0.00	($34,375.98)			
CTCL ELECTION COMMISSION		$0.00	$35,000.00			$35,000.00	$624.02	0.000	98.217	1.783
3555 8888	Office Totals:	$0.00	$0.00	$0.00	$0.00	$0.00				
INTERFUND TRANSFER		$0.00	$0.00				$0.00	0.000	0.000	100.000
3555	Fund Totals:	$0.00	$0.00	$0.00	$34,375.98	$0.00	($34,375.98)			
CTCL COVID-19 RESPONSE GRANT		$0.00	$35,000.00			$35,000.00	$624.02	0.000	98.217	1.783
3557 0304	Office Totals:	$0.00	$0.00	$0.00	$7,405.52	$58,008.00				
GRANTS IN AID-HEALTH		$0.00	$0.00				$50,602.48	0.000	12.766	87.234
3557 8888	Office Totals:	$0.00	$0.00	$0.00	$0.00	$0.00				
INTERFUND TRANSFER		$0.00	$0.00				$0.00	0.000	0.000	100.000
3557	Fund Totals:	$0.00	$0.00	$0.00	$7,405.52	$58,008.00				
CORONAVIRUS PREPAREDNESS GRA\		$0.00	$0.00				$50,602.48	0.000	12.766	87.234
3578 0409	Office Totals:	$0.00	$0.00	$5,597.76	$7,583.10	$15,000.00				
DIST CT DWI PILOT PROGRAM COUF		$0.00	$0.00				$7,416.90	37.318	50.554	49.446
3578 8888	Office Totals:	$0.00	$0.00	$0.00	$0.00	$0.00				
INTERFUND TRANSFER		$0.00	$0.00				$0.00	0.000	0.000	100.000
3578	Fund Totals:	$0.00	$0.00	$5,597.76	$7,583.10	$15,000.00				
DISTRICT COURT DWI COURT FUND		$0.00	$0.00				$7,416.90	37.318	50.554	49.446
3581 0422	Office Totals:	$0.00	$0.00	$0.00	$0.00	$9,454.00				
DRUG COURT GRANT (SPECIAL RE\		$0.00	$0.00				$9,454.00	0.000	0.000	100.000
3581 8888	Office Totals:	$0.00	$0.00	$0.00	$0.00	$0.00				
INTERFUND TRANSFER		$0.00	$0.00				$0.00	0.000	0.000	100.000

Craighead

2021 Budget Summary Report

Month: 8 Date Range: 08/01/2021 - 08/31/2021 Fund: 1000 - 6400 Dept: 0001 - 9999 Item: 00 - 9999

Line Item	Description	Month to Date Transfers Appropriations	Year to Date Transfers Appropriations	MTD Expenditures Adj MTD Expend.	YTD Expenditures Adj YTD Expend	Orignial Budget Adj. Budget	Balance Actual Balance	MTD % Used	YTD % Used	% Left
3581	Fund Totals:	$0.00	$0.00	$0.00	$0.00	$9,454.00				
Y20 ACCOUNTABILITY COURT / MENT/		$0.00	$0.00				$9,454.00	0.000	0.000	100.000
3583 0422	Office Totals:	$0.00	$0.00	$0.00	$0.00	$1,221.36				
COURT IMPROVEMENT GRANT		$0.00	$0.00				$1,221.36	0.000	0.000	100.000
3583 8888	Office Totals:	$0.00	$0.00	$0.00	$0.00	$0.00				
INTERFUND TRANSFER		$0.00	$0.00				$0.00	0.000	0.000	100.000
3583	Fund Totals:	$0.00	$0.00	$0.00	$0.00	$1,221.36				
COURT IMPROVEMENT PROGRAM GR		$0.00	$0.00				$1,221.36	0.000	0.000	100.000
3585 0422	Office Totals:	$0.00	$0.00	$8,837.31	$52,130.03	$125,000.00				
VETERANS COURT NEA		$0.00	$0.00				$72,869.97	7.070	41.704	58.296
3585 8888	Office Totals:	$0.00	$0.00	$0.00	$0.00	$0.00				
INTERFUND TRANSFER		$0.00	$0.00				$0.00	0.000	0.000	100.000
3585	Fund Totals:	$0.00	$0.00	$8,837.31	$52,130.03	$125,000.00				
NORTHEAST AR VETERANS COURT E)		$0.00	$0.00				$72,869.97	7.070	41.704	58.296
3587 0116	Office Totals:	$0.00	$0.00	$0.00	$0.00	$75,000.00				
GRANTS IN AID/AR HISTORIC PROGI		$0.00	$0.00				$75,000.00	0.000	0.000	100.000
3587 8888	Office Totals:	$0.00	$0.00	$0.00	$0.00	$0.00				
INTERFUND TRANSFER		$0.00	$0.00				$0.00	0.000	0.000	100.000
3587	Fund Totals:	$0.00	$0.00	$0.00	$0.00	$75,000.00				
ARKANSAS HISTORIC PRESERVATION		$0.00	$0.00				$75,000.00	0.000	0.000	100.000
3589 0310	Office Totals:	$0.00	$0.00	$0.00	$641,185.98	$1,600,000.00				
FURNISHING, START UP, SERVICES		$0.00	$0.00				$958,814.02	0.000	40.074	59.926
3589 8888	Office Totals:	$0.00	$0.00	$0.00	$0.00	$0.00				
INTERFUND TRANSFER		$0.00	$0.00				$0.00	0.000	0.000	100.000
3589	Fund Totals:	$0.00	$0.00	$0.00	$641,185.98	$1,600,000.00				
CRISIS STABILIZATION UNIT		$0.00	$0.00				$958,814.02	0.000	40.074	59.926
3591 0503	Office Totals:	$0.00	$0.00	$5,718.94	$15,760.08	$0.00	($15,760.08)			
GRANTS IN AID (CYCLE 1 FISCAL 20		$0.00	$30,081.28			$30,081.28	$14,321.20	19.012	52.392	47.608
3591 8888	Office Totals:	$0.00	$0.00	$0.00	$0.00	$0.00				
INTERFUND TRANSFER		$0.00	$0.00				$0.00	0.000	0.000	100.000
3591	Fund Totals:	$0.00	$0.00	$5,718.94	$15,760.08	$0.00	($15,760.08)			
RURAL COMM GRANT PROGRAM/ BRC		$0.00	$30,081.28			$30,081.28	$14,321.20	19.012	52.392	47.608
3594 0400	Office Totals:	$0.00	$0.00	$0.00	$0.00	$2.70				
CRAIGHEAD CO SHERIFF		$0.00	$0.00				$2.70	0.000	0.000	100.000
3594 8888	Office Totals:	$0.00	$0.00	$0.00	$0.00	$0.00				
INTERFUND TRANSFER		$0.00	$0.00				$0.00	0.000	0.000	100.000
3594	Fund Totals:	$0.00	$0.00	$0.00	$0.00	$2.70				
SHERIFF PROJECT LIFESAVER FUND		$0.00	$0.00				$2.70	0.000	0.000	100.000
3597 0422	Office Totals:	$0.00	$0.00	$12,724.77	$75,996.47	$125,000.00				
MENTAL HEALTH COURT NE AR		$0.00	$0.00				$49,003.53	10.180	60.797	39.203

Craighead

2021 Budget Summary Report

Month: 8 Date Range: 08/01/2021 - 08/31/2021 Fund: 1000 - 6400 Dept: 0001 - 9999 Item: 00 - 9999

Line Item	Description	Month to Date Transfers Appropriations	Year to Date Transfers Appropriations	MTD Expenditures Adj MTD Expend.	YTD Expenditures Adj YTD Expend	Orignial Budget Adj. Budget	Balance Actual Balance	MTD % Used	YTD % Used	% Left
3597 8888	Office Totals:	$0.00	$0.00	$0.00	$0.00	$0.00				
INTERFUND TRANSFER		$0.00	$0.00				$0.00	0.000	0.000	100.000
3597	Fund Totals:	$0.00	$0.00	$12,724.77	$75,996.47	$125,000.00				
NORTHEST AR MENTAL HEALTH COUI		$0.00	$0.00				$49,003.53	10.180	60.797	39.203
3598 0422	Office Totals:	$0.00	$0.00	$0.00	$0.00	$14,400.00				
CIRCUIT COURT (SPECIAL REVENUE		$0.00	$0.00				$14,400.00	0.000	0.000	100.000
3598 8888	Office Totals:	$0.00	$0.00	$0.00	$0.00	$0.00				
INTERFUND TRANSFER		$0.00	$0.00				$0.00	0.000	0.000	100.000
3598	Fund Totals:	$0.00	$0.00	$0.00	$0.00	$14,400.00				
COURTHOUSE SECURITY GRANT FUN		$0.00	$0.00				$14,400.00	0.000	0.000	100.000
3599 0400	Office Totals:	$0.00	$0.00	$0.00	$2,550.00	$0.00	($2,550.00)			
CRAIGHEAD CO SHERIFF (SPECIAL I		$0.00	$2,550.00			$2,550.00	$0.00	0.000	100.000	0.000
3599 8888	Office Totals:	$0.00	$0.00	$0.00	$0.00	$0.00				
INTERFUND TRANSFER		$0.00	$0.00				$0.00	0.000	0.000	100.000
3599	Fund Totals:	$0.00	$0.00	$0.00	$2,550.00	$0.00	($2,550.00)			
LOCAL LAW ENFORCEMENT EQUIPME		$0.00	$2,550.00			$2,550.00	$0.00	0.000	100.000	0.000
6400 0600	Office Totals:	$0.00	$0.00	$75,589.95	$1,294,280.32	$3,068,657.00				
CRAIGHEAD/JONESBORO PUB LIB (		$0.00	$0.00				$1,774,376.68	2.463	42.177	57.823
6400 8888	Office Totals:	$0.00	$0.00	$0.00	$0.00	$0.00				
INTERFUND TRANSFER		$0.00	$0.00				$0.00	0.000	0.000	100.000
6400	Fund Totals:	$0.00	$0.00	$75,589.95	$1,294,280.32	$3,068,657.00				
JONESBORO PUBLIC LIBRARY FUND		$0.00	$0.00				$1,774,376.68	2.463	42.177	57.823
	Grand Totals:	$0.00	$0.00	$2,058,060.11	$19,191,810.05	$35,155,905.21	$15,964,095.16			
		$693,166.89	$1,210,252.52			$36,366,157.73	$17,174,347.68	5.659	52.774	47.226